



روض الخزامى  
RAWDH ALKHUZAMA

# برج البذور 1

**AL-BUDOOR TOWER 1**

**ORGANIZATION**

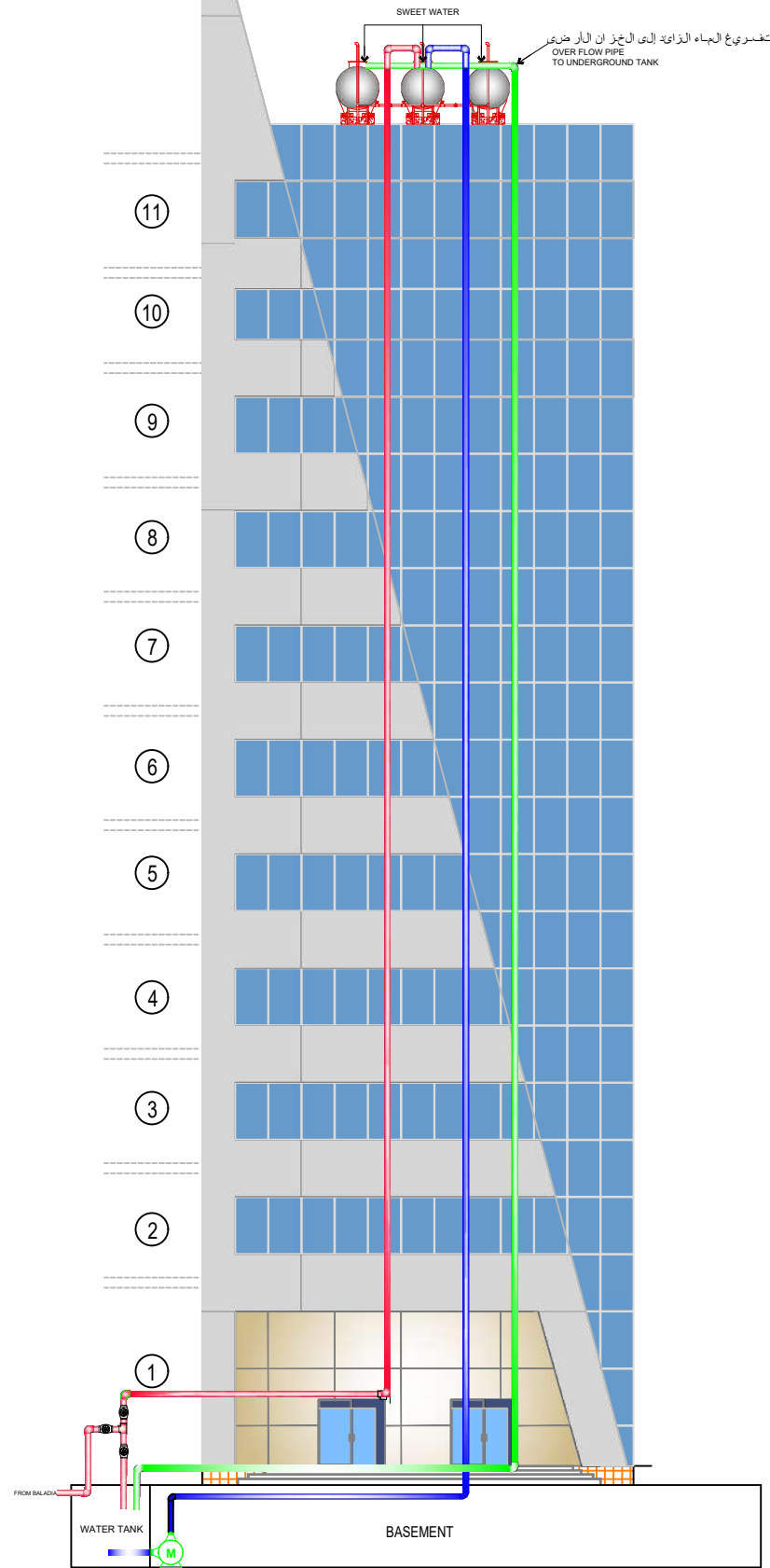


PAGE NUMBER	CONTENT
1	SWEET WATER SUPPLY TO OVERHEAD TANK
2	LOCATION OF WATER METER AT ROOFTOP
3	OVERHEAD TANK WATER DISTRIBUTION LAYOUT
4	SEWRAGE LAYOUT FOR BASEMENT
5	SEWRAGE LAYOUT FOR TYPICAL FLOOR
6	LOCATION OF AIR CON FOR ROOF DECK FLOOR
7	LOCATION OF AIR CON FOR TYPICAL FLOOR
8	FLOOR DIAGRAM FOR TELEPHONE
9	MECHANICAL ROOM DETAIL
10	CABLE TRAY LINE DIAGRAM BASEMENT
11	CABLE TRAY LINE DIAGRAM GROUND FLOOR
12	CABLE TRAY LINE DIAGRAM MEZZANINE FLOOR
13	CABLE TRAY LINE DIAGRAM TYPICAL FLOOR
14	CABLE TRAY LINE DIAGRAM ROOF DECK FLOOR
15	AIR CONE DIAGRAM GROUND FLOOR
16	AIR CONE DIAGRAM MEZZANINE FLOOR
17	AIR CONE DIAGRAM TYPICAL FLOOR
18	AIR CONE DIAGRAM ROOF DECK FLOOR
19	FIRE SYSTEM DIAGRAM BASEMENT FLOOR
20	FIRE SYSTEM DIAGRAM GROUND FLOOR
21	FIRE SYSTEM DIAGRAM MEZZANINE FLOOR
22	FIRE SYSTEM DIAGRAM FIRST FLOOR
23	FIRE SYSTEM DIAGRAM TYPICAL FLOOR
24	FIRE SYSTEM DIAGRAM ROOF DECK FLOOR
25	FIRE FIGHTING PLAN BASEMENT FLOOR
26	FIRE FIGHTING PLAN GROUND FLOOR
27	FIRE FIGHTING PLAN MEZZANINE FLOOR
28	FIRE FIGHTING PLAN TYPICAL FLOOR
29	FIRE FIGHTING PLAN ROOF DECK FLOOR
30	WIRING DIAGRAM BASEMENT FLOOR
31	WIRING DIAGRAM GROUND FLOOR
32	WIRING DIAGRAM MEZZANINE FLOOR
33	WIRING DIAGRAM TYPICAL FLOOR
34	WIRING DIAGRAM ROOF DECK FLOOR
35	BASEMENT CAR PARKING
36	GROUND CAR PARKING
37	METER LOCATION PLAN






رقم الصفحة	عنوان
١	مخطط تمديدات الماء الحلو من الخزانات الأرضية إلى الخزانات العلوية مع توضيح المضخة
٢	. مخطط يوضح توزيع مواسير الماء من الخزانات العلوية إلى جميع الأدوار
٣	. مخطط يوضح توزيع مواسير الماء من الخزانات العلوية إلى جميع الأدوار
٤	مخطط يوضح مواسير مجاري من غرفة تفتيش إلى البيارة
٥	. مخطط يوضح توزيع ماء تصريف المجاري داخل الأدوار
٦	. مخطط يوضح توزيع المكيفات فى السطح للدور الأخير
٧	. مخطط يوضح توزيع المكيفات فى غرفة الخدمات لكل دور
٨	. مخطط يوضح تمديدات الماتف من الشارع إلى الأدوار
٩	. . مخطط يوضح جميع التمديدات داخل غرفة الخدمات
١٠	مخطط يوضح تمديدات كوابل الكهرباء من غرفة الميكانيكا إلى طبلون الخدمة بالبدروم
١١	مخطط يوضح تمديدات كوابل الكهرباء من غرفة الميكانيكا إلى طبلون الخدمة بالدور الأرضي
١٢	مخطط يوضح تمديدات كوابل الكهرباء من غرفة الميكانيكا إلى طبلون الخدمة بدور الميزانين
١٣	مخطط يوضح تمديدات كوابل الكهرباء من غرفة الميكانيكا إلى طبلون الخدمة بالدور المتكرر
١٤	مخطط يوضح تمديدات كوابل الكهرباء من غرفة الميكانيكا إلى طبلون الخدمة بالملاحق
١٥	مخطط يوضح التكييف بالدور الأرضي
١٦	مخطط يوضح التكييف بالميزانين
١٧	مخطط يوضح التكييف بالدور المتكرر
١٨	مخطط يوضح التكييف بالملاحق
١٩	مخطط يوضح نظام الإطفاء بالبدروم
٢٠	مخطط يوضح نظام الإطفاء بالدور الأرضي
٢١	مخطط يوضح نظام الإطفاء بالميزانين
٢٢	مخطط يوضح نظام الإطفاء بالدور الأول
٢٣	مخطط يوضح نظام الإطفاء بالدور المتكرر
٢٤	مخطط يوضح نظام الإطفاء بالملاحق
٢٥	مخطط يوضح نظام رشاشات مياه الحريق + صناديق الحريق بالبدروم
٢٦	مخطط يوضح نظام الحريق بالدور الأرضي
٢٧	مخطط يوضح نظام الحريق بالميزانين
٢٨	مخطط يوضح نظام الحريق بالأدوار المتكرره
٢٩	مخطط يوضح نظام الحريق بالدور الأخير
٣٠	مخطط يوضح تمديدات الانارة داخل البدروم
٣١	مخطط يوضح تمديدات الانارة بالدور الأرضي
٣٢	مخطط يوضح تمديدات الانارة بدور الميزانين
٣٣	مخطط يوضح تمديدات الانارة بالدور المتكرر
٣٤	مخطط يوضح تمديدات الانارة بالملاحق
٣٥	مخطط يوضح مواقع البدروم
٣٦	مخطط يوضح مواقع الدور الأرضي
٣٧	مخطط يوضح موقع عدادات الكهرباء فى غرفة الكهرباء حسب ترقيم الأدوار

مخطط تخطيط المياه الحلو من الخز ان الأرضي إلى الخز ان العلوي مع توضيح المضخة

PLAN SHOWING THE LAYOUT OF PIPE FROM UNDERGROUND TANK TO OVERHEAD TANK



LEGEND:

-  OVERHEAD WATER TANK
-  WATER MOTOR
-  1" WATER PIPE
-  1" FROM BALADIA PIPE
-  1 1/2" OVERFLOW PIPE (RETURN)


ROWDH AL KHUZAMA EST.

2474401

PROJECT:	TOWER-1	DESIGNED BY :	XAVIER
LOCATION :	DAMMAM	DRAWN BY :	XAVIER
DATE :	OCT 13 , 2015	CHECKED BY :	G.M.MOHD.AL SAAB
SCALE :	NTS	APPROVED BY :	G.M.MOHD.AL SAAB
		PRINTED BY :	XAVIER

DRAWING TITLE :

**SWEET WATER SUPPLY TO OVERHEAD TANK**

FLOOR : 

مخطط يوضح توزيع مواسير الماء من الخزان العلوي الى جميع الأدوار .

LOCATION OF WATER METER AT ROOFTOP

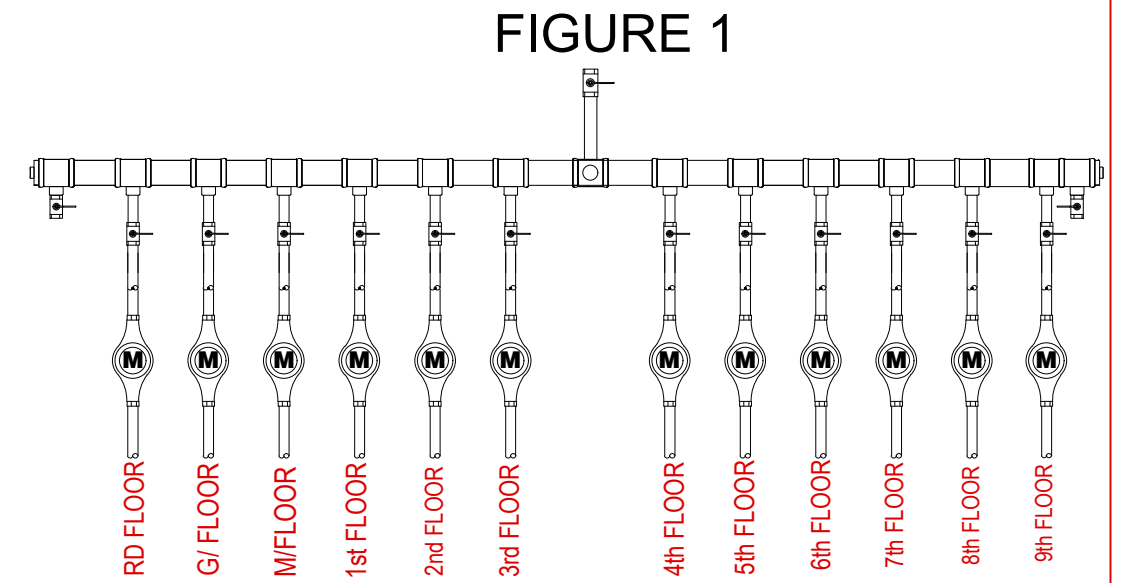
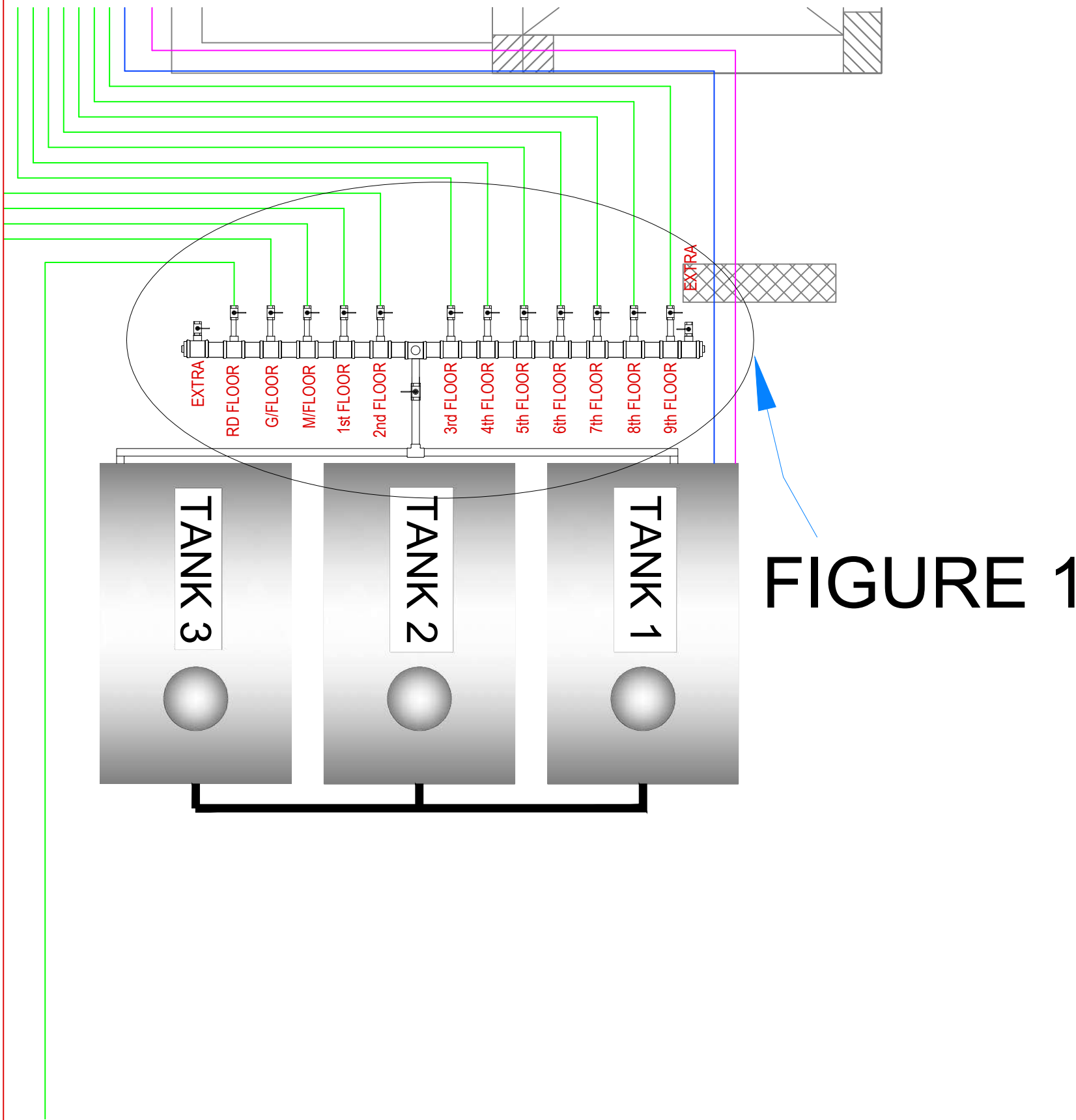


FIGURE 1

FIGURE 1

LEGEND:

- 1½"Ø WATER
- 1"Ø SUPPLY WATER PIPE
- ¾" SUPPLY WATER PIPE

ROWDH AL KHUZAMA EST.

PO . BOX 221044 RIYADH 11311 KSA TEL. 2474401

PROJECT: TOWER-1  
 LOCATION : DAMMAM  
 DATE : OCT 13 , 2015  
 SCALE : NTS

DESIGNED BY : XAVIER  
 DRAWN BY : XAVIER  
 CHECKED BY : G.M.MOHD.AL SAAB  
 APPROVED BY : G.M.MOHD.AL SAAB  
 PRINTED BY : XAVIER

DRAWING TITLE :

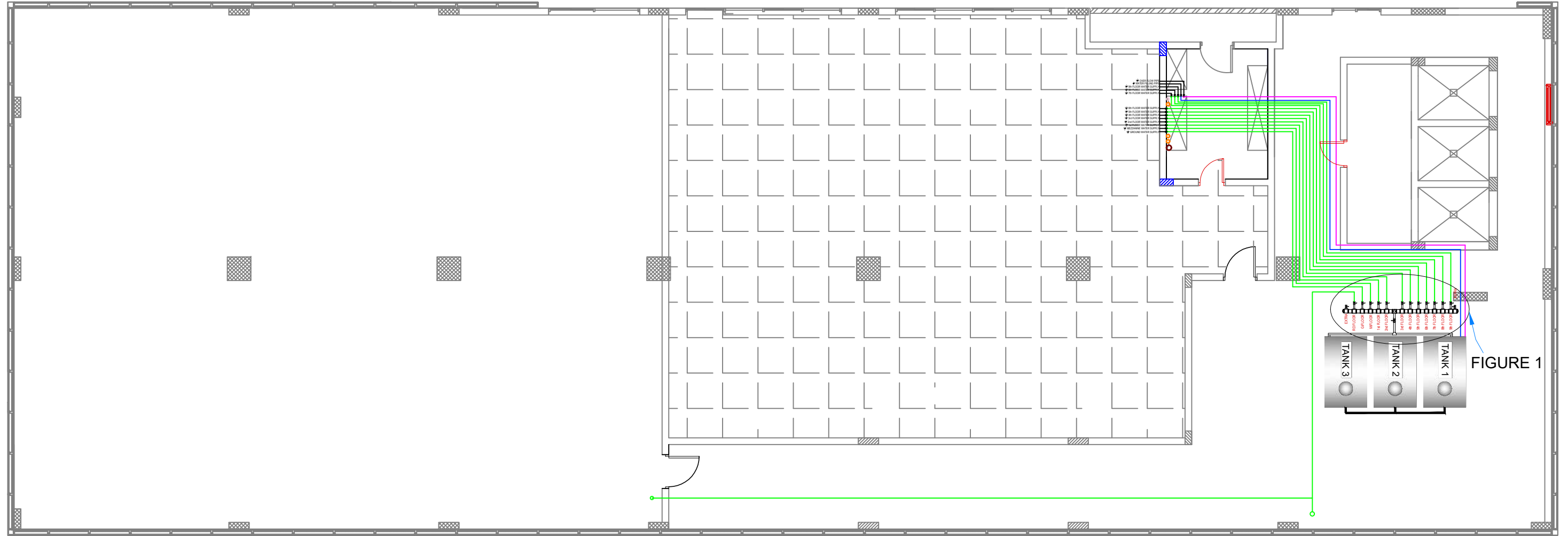
WATER METER LOCATION

FLOOR :




**P-2**

# مخطط يوضح توزيع مواسير الماء من الخزان العلوي الى جميع الأدوار

## OVERHEAD TANK WATER DISTRIBUTION LAYOUT

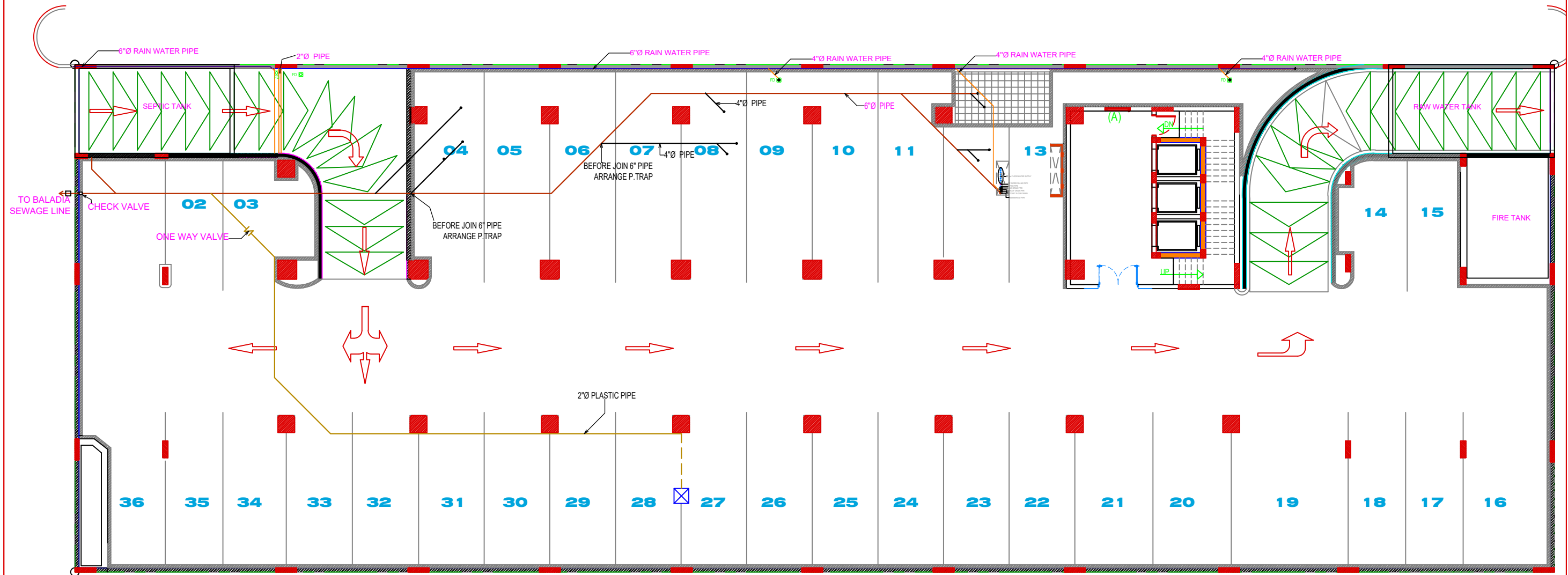


○ ROOF DECK FLOOR

<b>LEGEND:</b>  1 1/2"Ø SWEET WATER  1"Ø SUPPLY WATER PIPE  3/4" SUPPLY WATER PIPE	<b>ROWDH AL KHUZAMA EST.</b> PO . BOX 221044 RIYADH 11311 KSA TEL. 2474401		DRAWING TITLE : <b>OVERHEAD TANK WATER DISTRIBUTION</b>	
	PROJECT:	TOWER-1	DESIGNED BY :	XAVIER
	LOCATION :	DAMMAM	DRAWN BY :	XAVIER
	DATE :	OCT,12 2015	CHECKED BY :	ENG.ISHAK
	SCALE :	NTS	APPROVED BY :	G.M.MOHD.AL SAAB
		PRINTED BY :	XAVIER	FLOOR : <b>P-3</b>

مخطط يوضح حواسير مجاري من غرفة تفتيش الى البيارة + مجاري البلدية + تصريف مياه المطر

PLAN SHOWING THE SEWERAGE SYSTEM FROM MANHOLE TO SEWERAGE TANK AND BALADIA  
SEWERAGE LINE (RAIN WATER DRAIN)



LEGEND:

- 6"Ø RAIN WATER PIPE
- 6"Ø SEWERAGE PIPE
- 4"Ø SEWERAGE PIPE
- 4"Ø RAIN WATER PIPE

ROWDH AL KHUZAMA EST.

PO . BOX 221044 RIYADH 11311 KSA TEL. 2474401

PROJECT:	TOWER-1
LOCATION :	DAMMAM
DATE :	OCT 12, 2015
SCALE :	NTS

DESIGNED BY :	XAVIER
DRAWN BY :	XAVIER
CHECKED BY :	G.M.MOHD.AL SAAB
APPROVED BY :	G.M.MOHD.AL SAAB
PRINTED BY :	XAVIER

DRAWING TITLE :

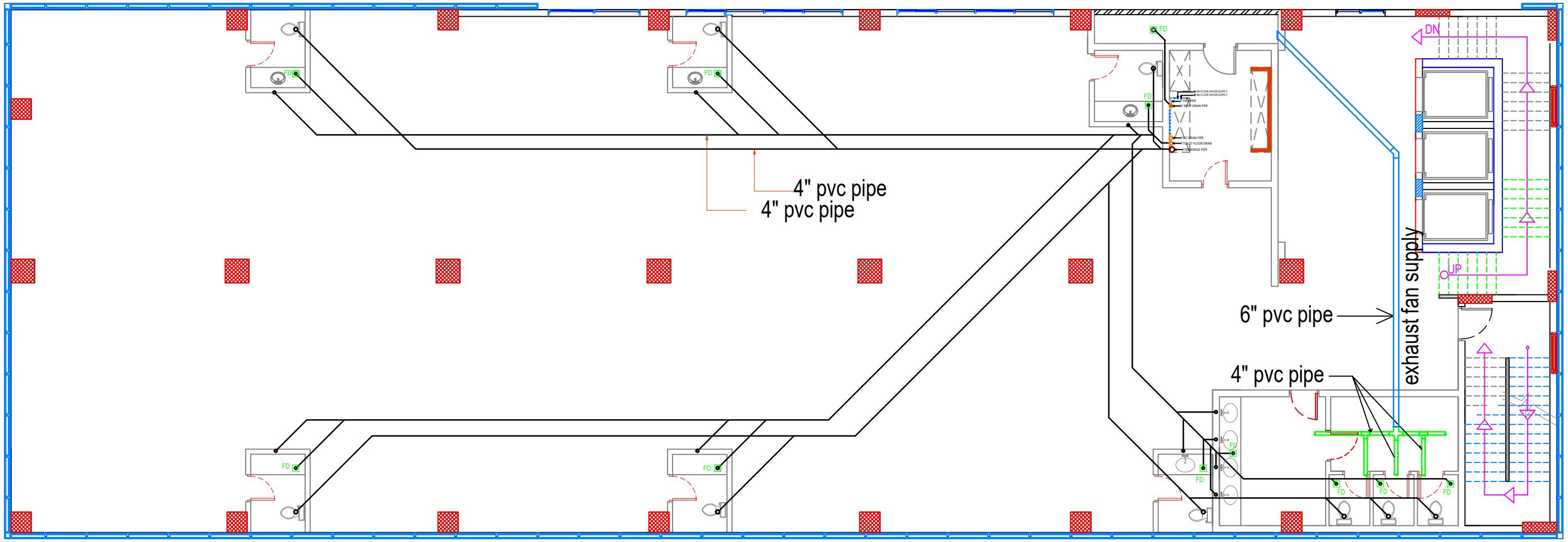
SEWERAGE SYSTEM PLAN

FLOOR :

BASEMENT FLOOR

P-4


مخطط يوضـح توزيع ماء تصريـف المـجاري داخـل الأـدوار  
 SEWAGE LAYOUT FOR TYPICAL FLOOR



TYPICAL FLOOR

<p>— 4" PVC PIPE</p> <p>○ 2" PVC PIPE</p> <p>FD FLOOR DRAIN</p>	<p><b>ROWDH AL KHUZAMA EST.</b></p> <p>PO . BOX 221044 RIYADH 11311 KSA TEL. 2474401</p>		<p>DRAWING TITLE :</p> <p><b>SEWERAGE &amp; SANITARY FITTING PLAN</b></p>	
	<p>PROJECT: TOWER 1</p> <p>LOCATION: DAMMAM</p> <p>DATE: OCT 13, 2015</p> <p>SCALE: NTS</p>		<p>DESIGNED BY : XAVIER</p> <p>DRAWN BY : XAVIER</p> <p>CHECKED BY : G.M.MOHD AL.SAAB</p> <p>APPROVED BY : G.M.MOHD AL.SAAB</p> <p>PRINTED BY : XAVIER</p>	
			<p>FLOOR : typical floor</p> <p style="text-align: right;">P-5</p>	

مخطط يوضح توزيع المكيفات فى السطح للدور الأخير .  
 LOCATION OF AIR CON FOR ROOF DECK FLOOR



⊕ ROOF DECK FLOOR

LEGEND:

- AIRCON PIPE  
تمديد الانحاس
- ◻ AIRCON UNIT  
المكيف
- ← HOT AIR OUTLET  
مخرج الهواء الساخن
- ← COLD AIR INLET  
مدخل الهواء البارد

ROWDH AL KHUZAMA EST.

PO . BOX 221044 RIYADH 11311 KSA TEL. 2474401

PROJECT: TOWER-1

LOCATION : DAMMAM

DATE : OCT,13 2015

SCALE : NTS

DESIGNED BY : XAVIER

DRAWN BY : XAVIER

CHECKED BY : G.M.MOHD.AL SAAB

APPROVED BY : G.M.MOHD.AL SAAB

PRINTED BY : XAVIER

DRAWING TITLE :

ROOFTOP AIRCON  
LAYOUT

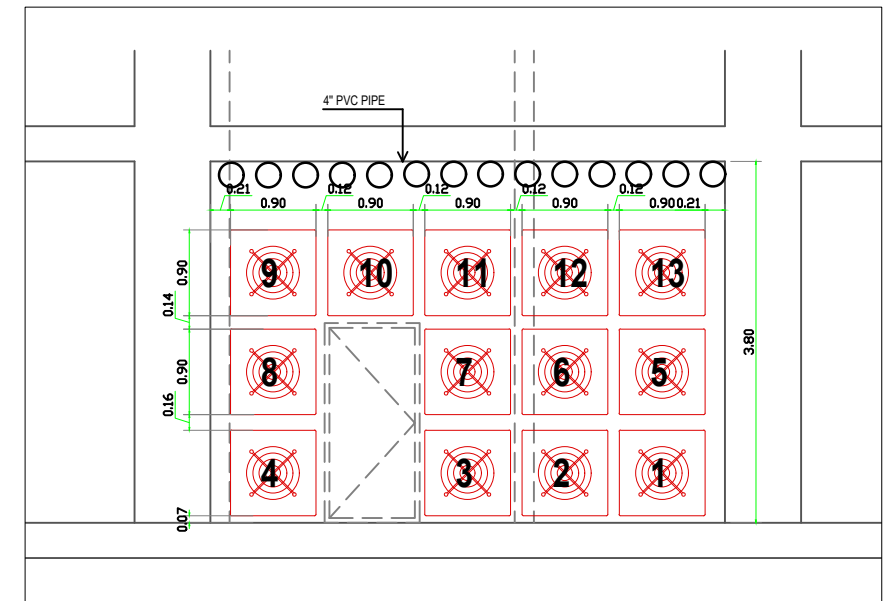
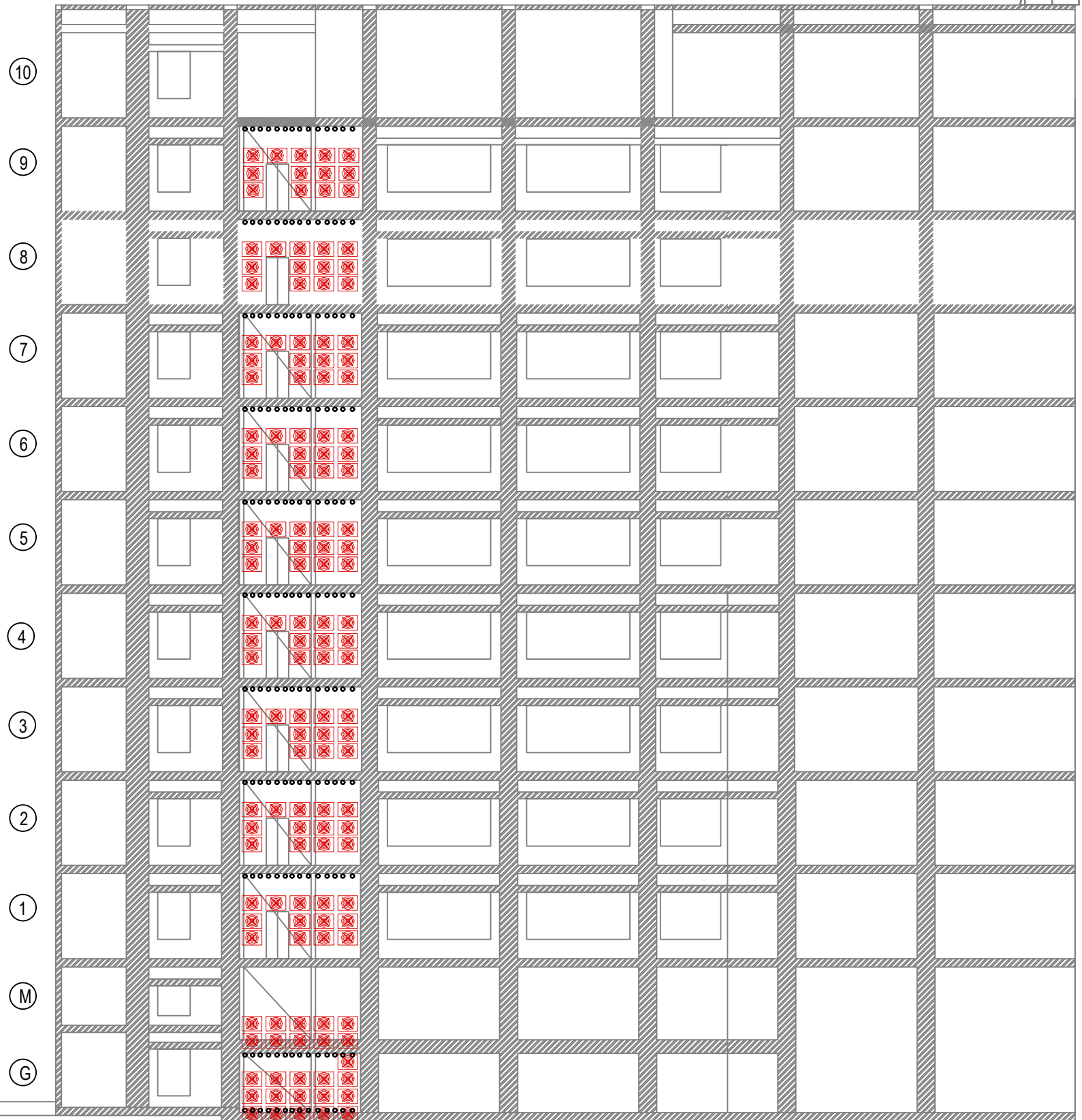
FLOOR :

P-6



مخطط يوضح توزيع المكيفات في غرفة الخدمات لكل دور .

LOCATION OF AIR CON FOR TYPICAL FLOOR



**LEGEND:**  
 ○ AIRCON PIPE  
 تمديد النحاس  
 AIRCON UNIT  
 المكيف

**HOT AIR OUTLET**  
 مخرج الهواء الساخن  
 ←←←

**COLD AIR INLET**  
 مدخل الهواء البارد  
 ←←←

**ROWDH AL KHUZAMA EST.**  
 PO . BOX 221044 RIYADH 11311 KSA TEL. 2474401

PROJECT:	TOWER-1	DESIGNED BY :	XAVIER
LOCATION :	DAMMAM	DRAWN BY :	XAVIER
DATE :	OCT 13, 2015	CHECKED BY :	G.M.MOHD.AL SAAB
SCALE :	NTS	APPROVED BY :	G.M.MOHD.AL SAAB
		PRINTED BY :	XAVIER

DRAWING TITLE :

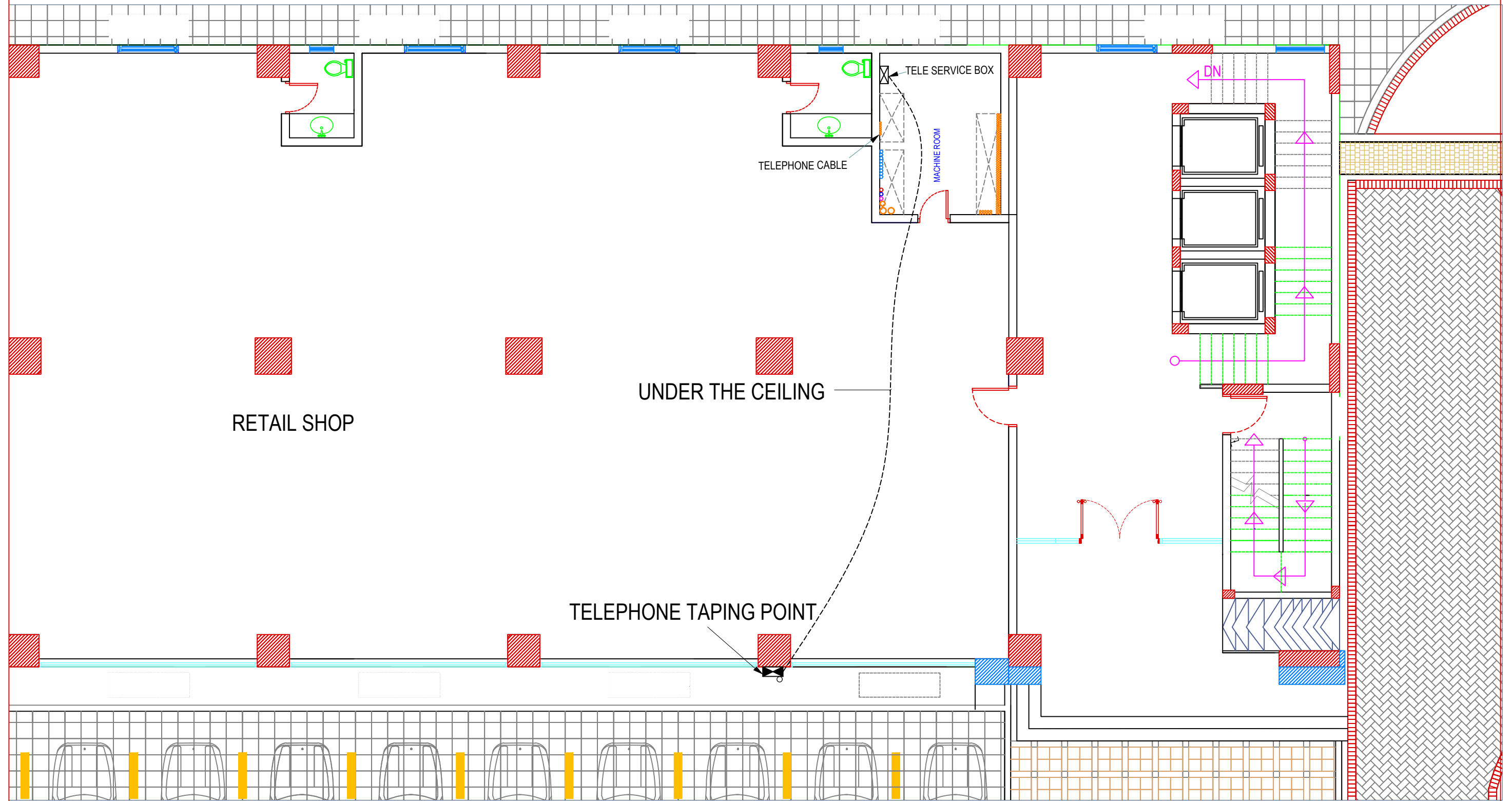
**SIDE ELEVATION**

FLOOR :



P-7

مخطط يوضح تخطيط التمديدات الهاتفية من الشوارع الى الشقة

PLAN SHOWING LAYOUT OF TELEPHONE  
FROM APARTMENT TO TELEPHONE SERVICE PROVIDER



LEGEND:

-  TELEPHONE SERVICE BOX
-  TELEPHONE TAPING POINT

**ROWDH AL KHUZAMA EST.**

PO . BOX 221044 RIYADH 11311 KSA TEL. 2474401

PROJECT: TOWER 1  
 LOCATION: DAMMAM  
 DATE: OCT, 13,2015  
 SCALE: NTS

DESIGNED BY: XAVIER  
 DRAWN BY: XAVIER  
 CHECKED BY: G.M. MOHD. AL SAAB  
 APPROVED BY: G.M. MOHD. AL SAAB  
 PRINTED BY: XAVIER

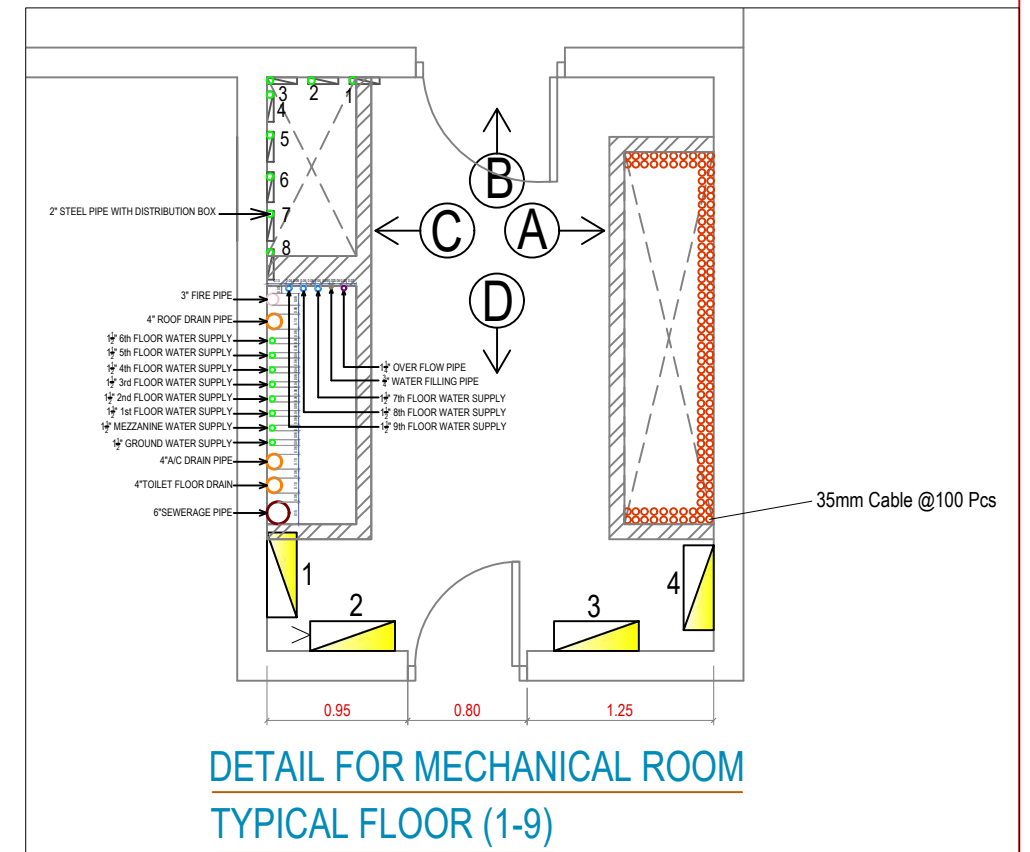
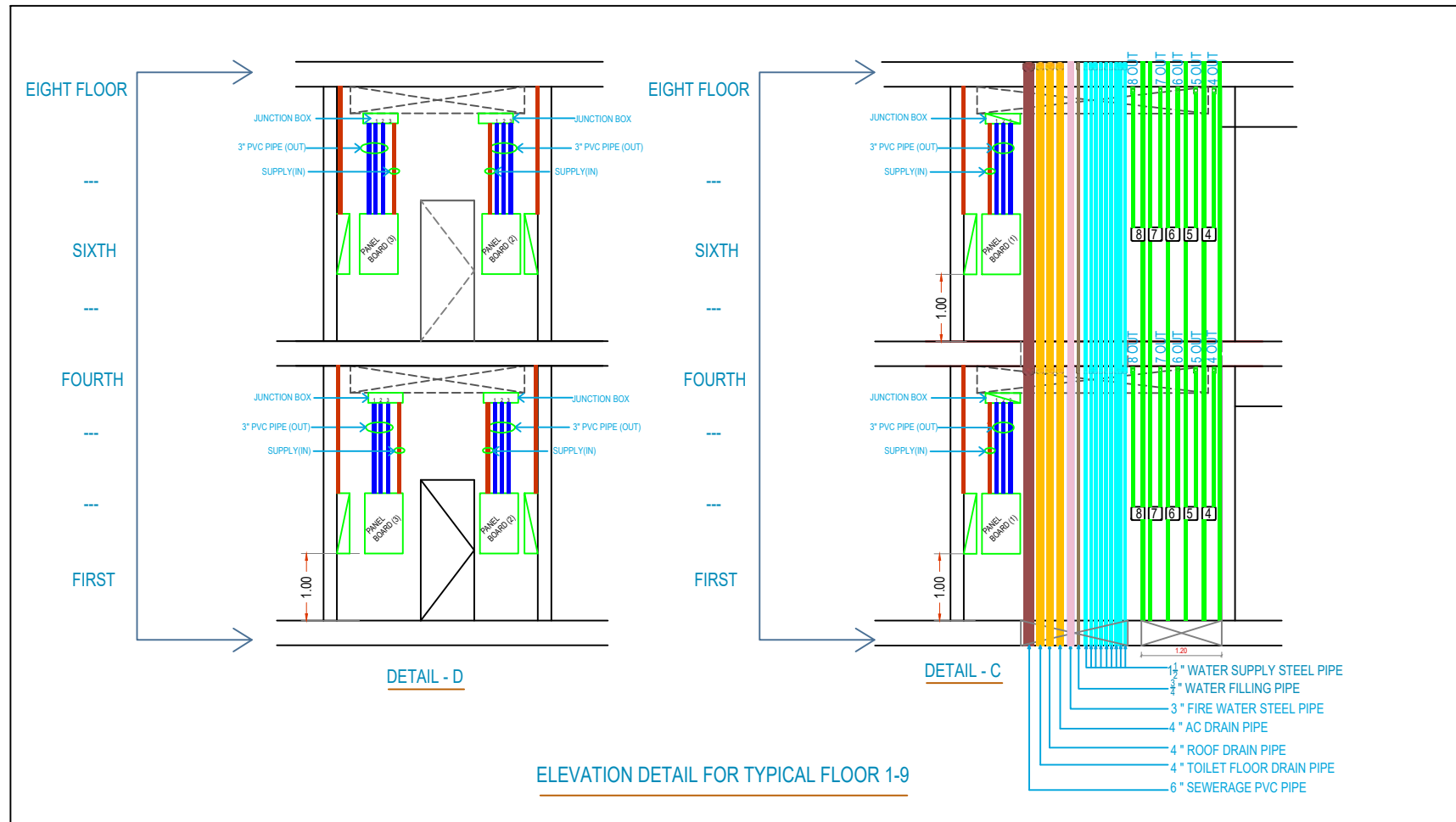
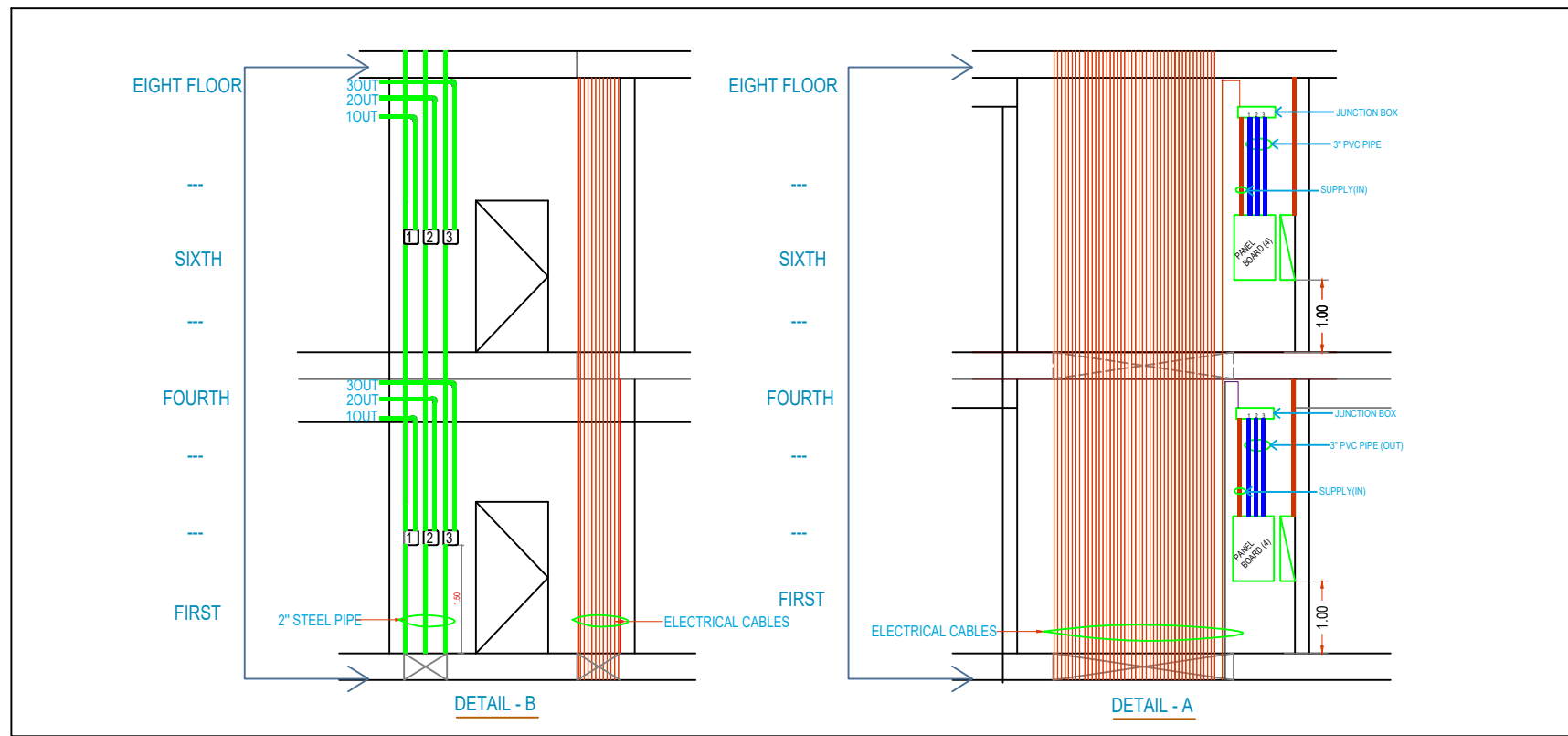
DRAWING TITLE :

**LOCATION OF TELEPHONE  
SERVICE BOX**

FLOOR :

**GROUND FLOOR PLAN**

.. مخطط يوضح جميع التمديدات داخل غرفة الخدمات  
MECHANICAL ROOM DETAIL



**ROWDH AL KHUZAMA EST.**

PO. BOX 221044 RIYADH 11311 KSA TEL. 2474401

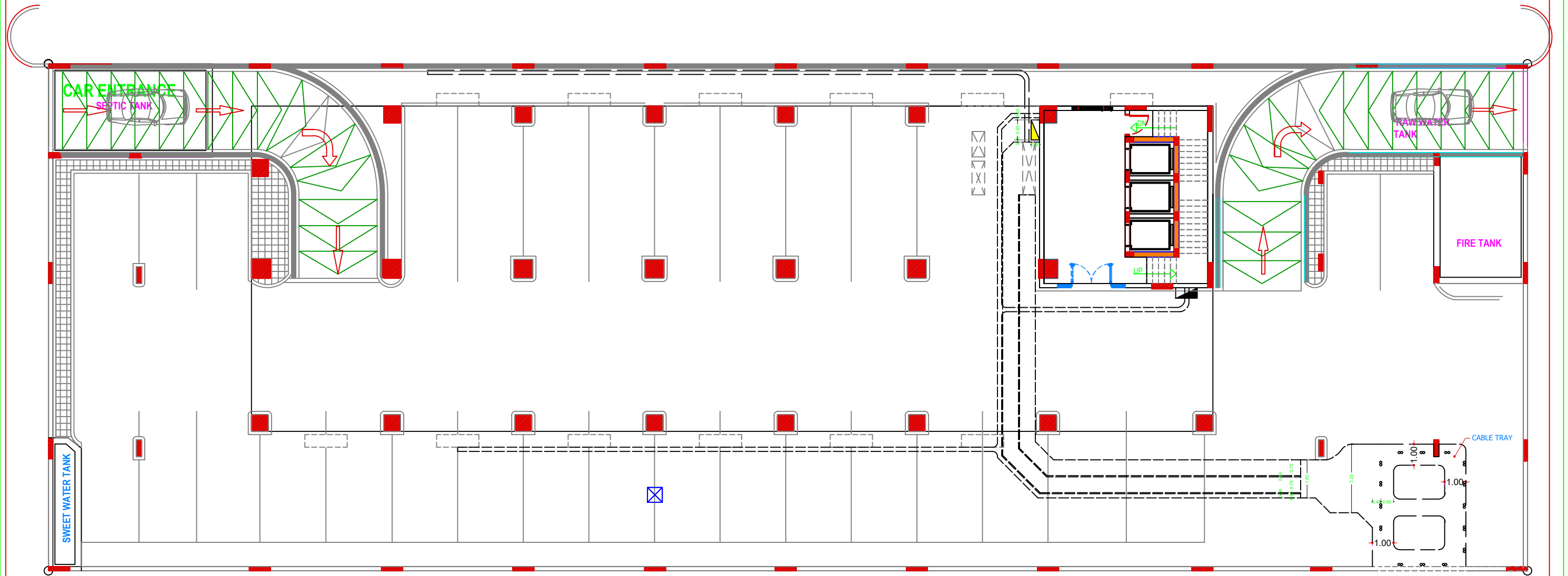
PROJECT :	TOWER -1
LOCATION :	DAMMAM
DATE :	OCT 13, 2015
SCALE :	NTS

DESIGNED BY :	XAVIER
DRAWN BY :	XAVIER
CHECKED BY :	G.M.MOHD.AL SAAB
APPROVED BY :	G.M.MOHD.AL SAAB
PRINTED BY :	XAVIER

DRAWING TITLE :	MECHANICAL ROOM DETAIL
FLOOR :	TYPICAL FLOOR <span style="border: 1px solid black; border-radius: 50%; padding: 2px;">P-9</span>

مخطط يوضح تمديدات كوابل ال كهرباء من غرفة الميكانيكا الى طبلون الخدمة بالبدروم

CABLE TRAY LINE DIAGRAM BASEMENT



LEGEND:

-  **PANEL BOARD**
-  **SERVICE BOX**

ROWDH AL KHUZAMA EST.

PO . BOX 221044 RIYADH 11311 KSA TEL. 2474401

PROJECT:	TOWER-1
LOCATION :	DAMMAM
DATE :	OCT,13 2015
SCALE :	NTS

DESIGNED BY :	XAVIER
DRAWN BY :	XAVIER
CHECKED BY :	G.M.MOHD.AL SAAB
APPROVED BY :	G.M.MOHD.AL SAAB
PRINTTED BY :	XAVIER

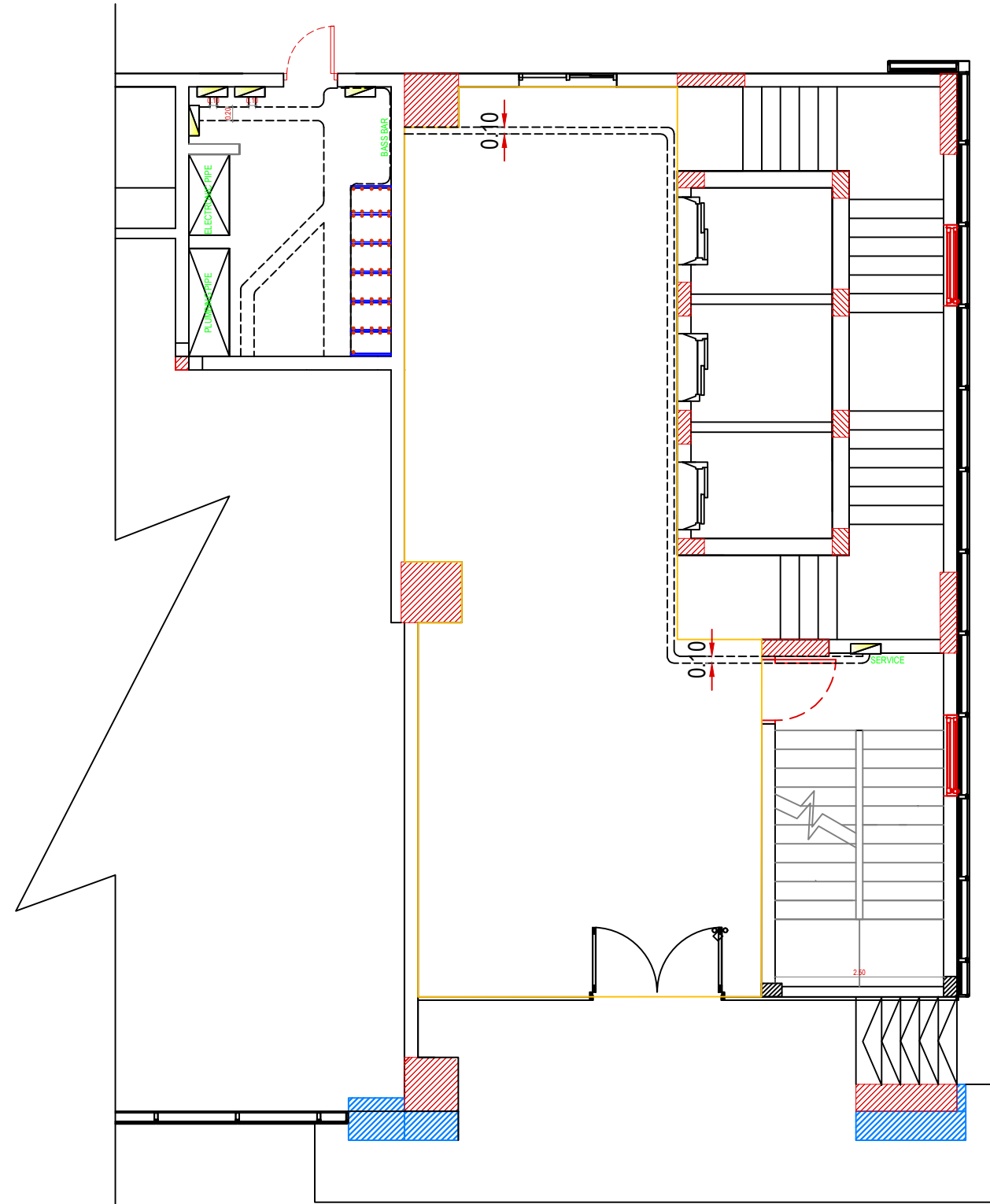
DRAWING TITLE :

CABLE TRAY TRAY LAYOUT PLAN

FLOOR :  
**BASEMENT**

P-10

مخطط يوضح تمديدات كوابل الكهرباء من غرفة الميكانيكا الى تابلون الخدمة بالدور الأرضى  
 CABLE TRAY LINE DIAGRAMME GROUND FLOOR



**GROUND FLOOR**

**ROWDH AL KHUZAMA EST.**

PO . BOX 221044 RIYADH 11311 KSA TEL.2474401

PROJECT:	TOWER -1
LOCATION :	DAMMAM
DATE :	OCT 13, 2015
SCALE :	NTS

DESIGNED BY :	XAVIER
DRAWN BY :	XAVIER
CHECKED BY :	G.M.MOHD.AL SAAB
APPROVED BY :	G.M.MOHD.AL SAAB
PRINTTED BY :	XAVIER

DRAWING TITLE :

**CABLE TRAY PLAN**

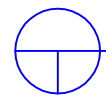
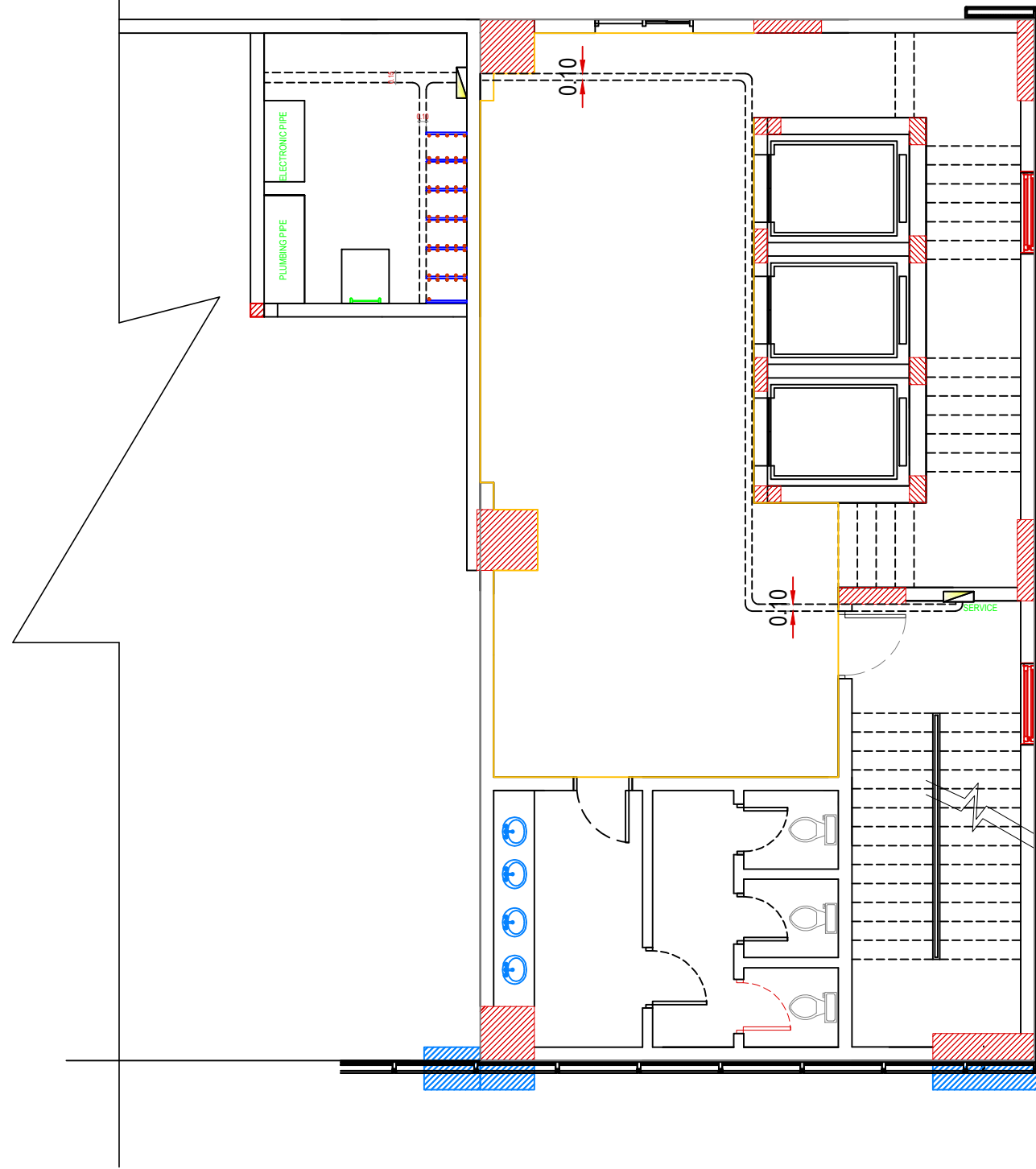
FLOOR :

**GROUND FLOOR**

**P-11**

مخطط يوضح تمديدات كوابل الكهرباء من غرفة الميكانيكا الى طبلون الخدمة بالميزانين

CABLE TRAY LINE DIAGRAM MEZZANINE FLOOR



MEZZANINE FLOOR PLAN

ROWDH AL KHUZAMA EST.

PO . BOX 221044 RIYADH 11311 KSA TEL. 2474401

PROJECT: TOWER -1

LOCATION : DAMMAM

DATE : OCT 13, 2015

SCALE : NTS

DESIGNED BY : XAVIER

DRAWN BY : XAVIER

CHECKED BY : G.M.MOHD.AL SAAB

APPROVED BY : G.M.MOHD.AL SAAB

PRINTED BY : XAVIER

DRAWING TITLE :

CABLE TRAY PLAN

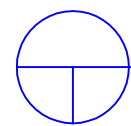
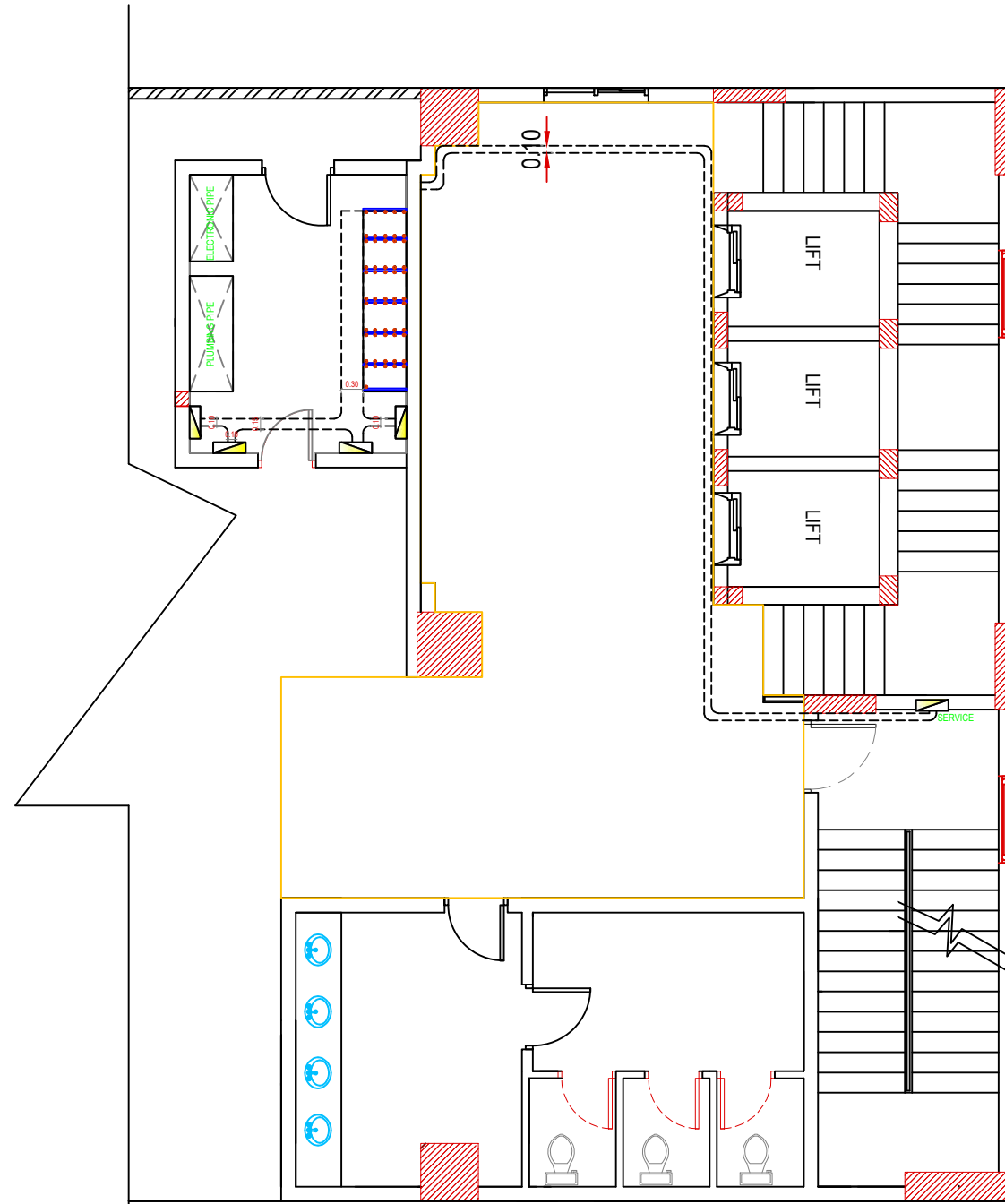
FLOOR :

MEZZANINE FLOOR

P-12

مخطط يوضح تمديدات كوابل الكهرباء من غرفة الميكانيكا الى طبلون الخدمة بالدور المتكرر

CABLE TRAY LINE DIAGRAM TYPICAL FLOOR



TYPICAL FLOOR (1-9)

**ROWDH AL KHUZAMA EST.**

PO . BOX 221044 RIYADH 11311 KSA TEL. 2474401

PROJECT: TOWER -1  
LOCATION : DAMMAM  
DATE : OCT 13, 2015  
SCALE : NTS

DESIGNED BY : XAVIER  
DRAWN BY : XAVIER  
CHECKED BY : G.M.MOHD.AL SAAB  
APPROVED BY : G.M.MOHD.AL SAAB  
PRINTED BY : XAVIER

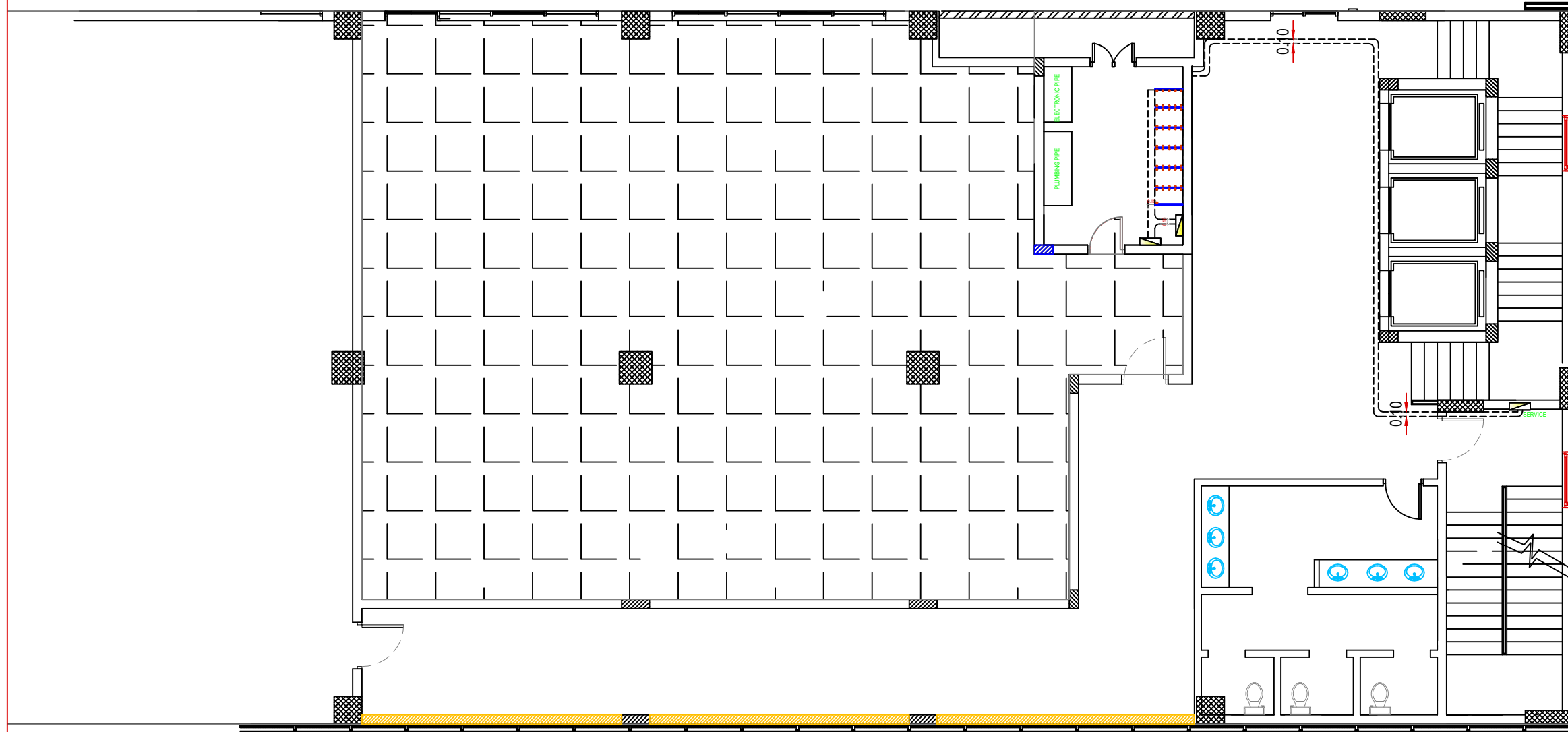
DRAWING TITLE :

CABLE TRAY PLAN

FLOOR : TYPICAL FLOOR

P-13

مخطط يوضح تميمديدات كياابل الكمبرباء من غرفة الميكانيكيا الى طبلون الخدمة بالملحق  
 CABLE TRAY LINE DIAGRAME ROOF DECK FLOOR

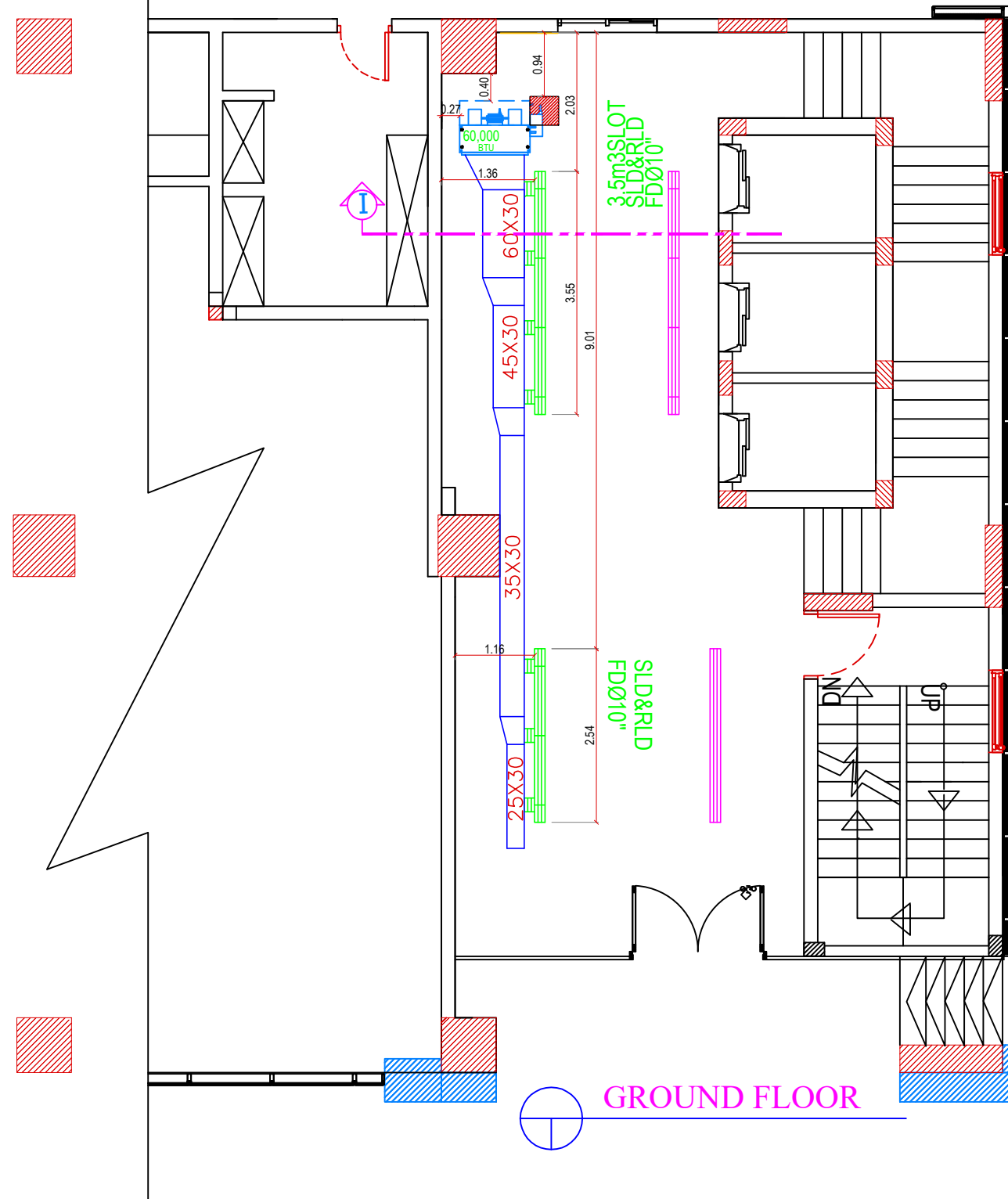


 **ROOF DECK FLOOR**

<b>ROWDH AL KHUZAMA EST.</b> PO . BOX 221044 RIYADH 11311 KSA TEL. 2474401				DRAWING TITLE :	
				CABLE TRAY PLAN	
PROJECT :	TOWER -1	DESIGNED BY :	XAVIER	FLOOR :	ROOF DECK FLOOR <span style="border: 1px solid green; border-radius: 50%; padding: 2px;">P-14</span>
LOCATION :	DAMMAM	DRAWN BY :	XAVIER		
DATE :	OCT 13, 2015	CHECKED BY :	G.M.MOHD.AL SAAB		
SCALE :	NTS	APPROVED BY :	G.M.MOHD.AL SAAB		
		PRINTED BY :	XAVIER		



مخطط يوضح التكييف بال دور الارضى  
 AIR CONE DIAGRAMME GROUND FLOOR



GROUND FLOOR

ROWDH AL KHUZAMA EST.  
 PO . BOX 221044 RIYADH 11311 KSA TEL. 2474401

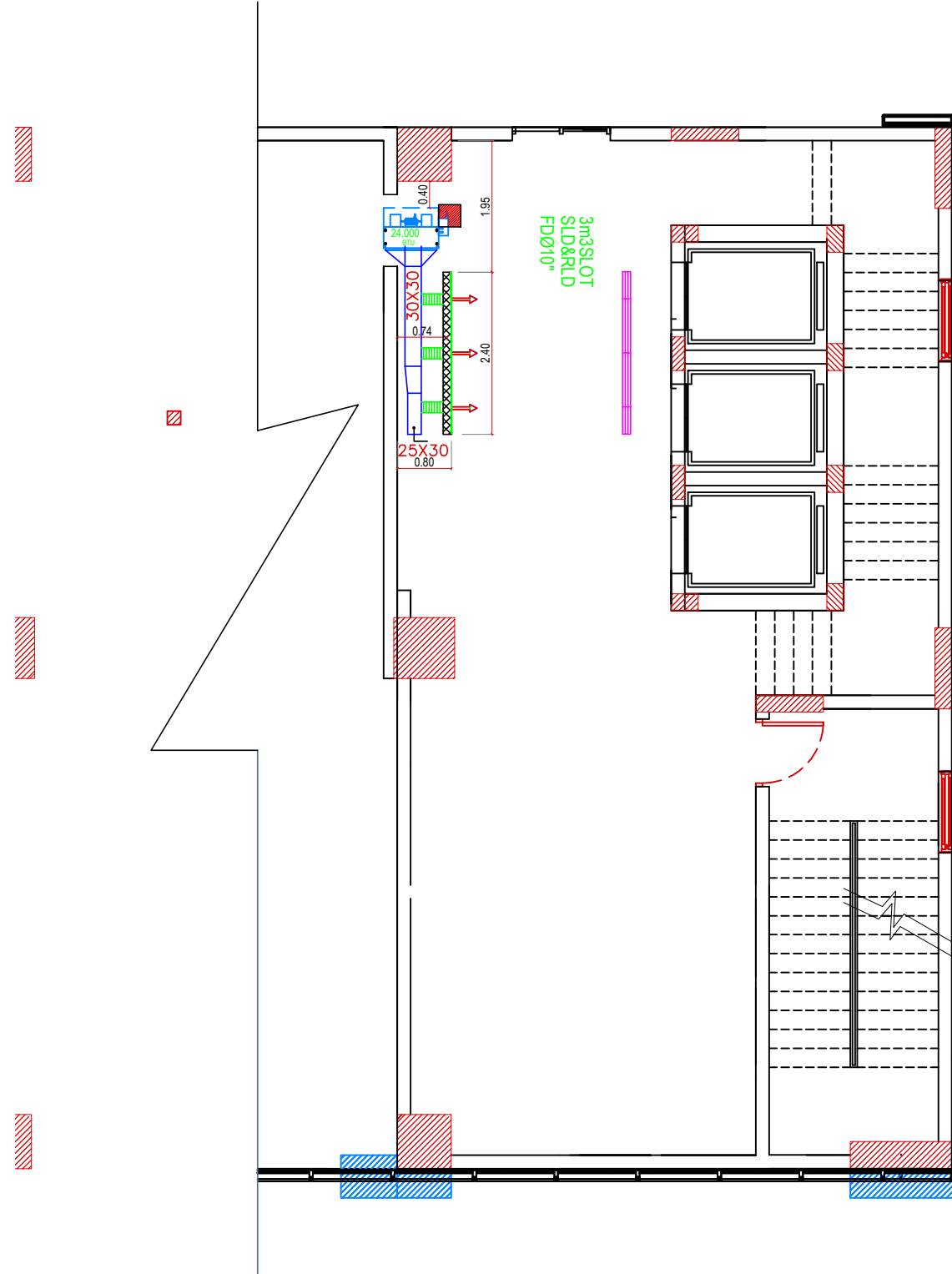
PROJECT:	TOWER 1
LOCATION:	DAMMAM
DATE:	OCT 13,2015
SCALE:	NTS

DESIGNED BY :	XAVIER
DRAWN BY :	XAVIER
CHECKED BY :	G.M.MOHD.AL SAAB
APPROVED BY :	G.M.MOHD.AL SAAB
PRINTTED BY :	XAVIER

DRAWING TITLE :  
 A/C PLAN  
 FLOOR :  
 GROUND FLOOR P-15

# مخطط يوضح التكييف بالميزانين

## AIR CONE DIAGRAMME MEZZANINE FLOOR



MEZZANINE FLOOR PLAN

### ROWDH AL KHUZAMA EST.

PO . BOX 221044 RIYADH 11311 KSA TEL. 2474401

PROJECT:	TOWER 1
LOCATION :	DAMMAM
DATE :	OCT 13, 2015
SCALE :	NTS

DESIGNED BY :	XAVIER
DRAWN BY :	XAVIER
CHECKED BY :	G.M. MOHD. AL SAAB
APPROVED BY :	G.M. MOHD. AL SAAB
PRINTED BY :	XAVIER

DRAWING TITLE :

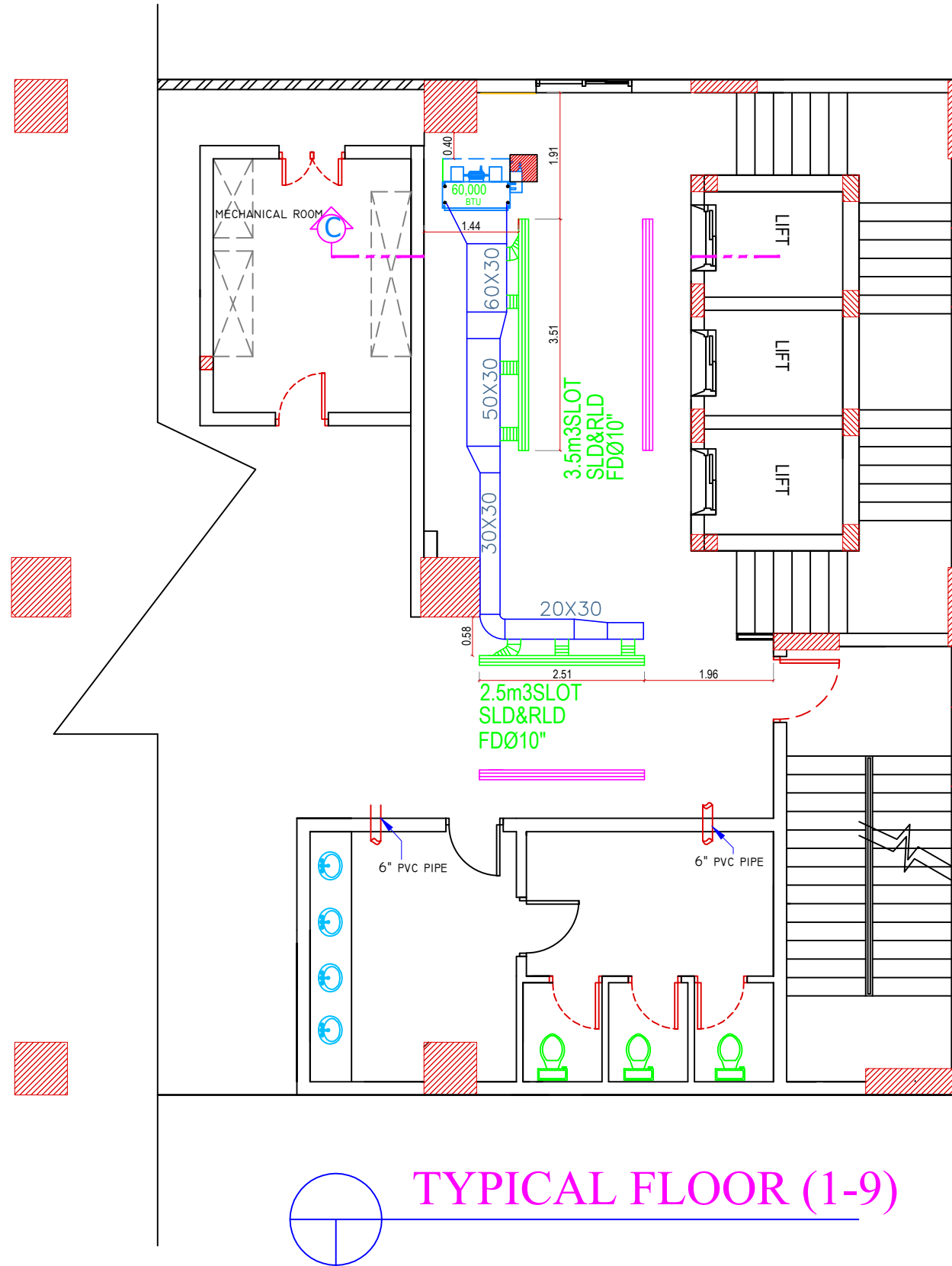
A/C PLAN

FLOOR :

MEZZANINE FLOOR

P-16

مخطط يوضح التكييف بال دور الـمـتـكـرر  
AIR CONE DIAGRAME TYPICAL FLOOR



TYPICAL FLOOR (1-9)

**ROWDH AL KHUZAMA EST.**

PO . BOX 221044 RIYADH 11311 KSA TEL. 2474401

PROJECT :	TOWER 1
LOCATION :	DAMMAM
DATE :	OCT,13, 2015
SCALE :	NTS

DESIGNED BY :	XAVIER
DRAWN BY :	XAVIER
CHECKED BY :	G.M. MOHD. AL SAAB
APPROVED BY :	G.M. MOHD. AL SAAB
PRINTED BY :	XAVIER

DRAWING TITLE :

**A/C PLAN**

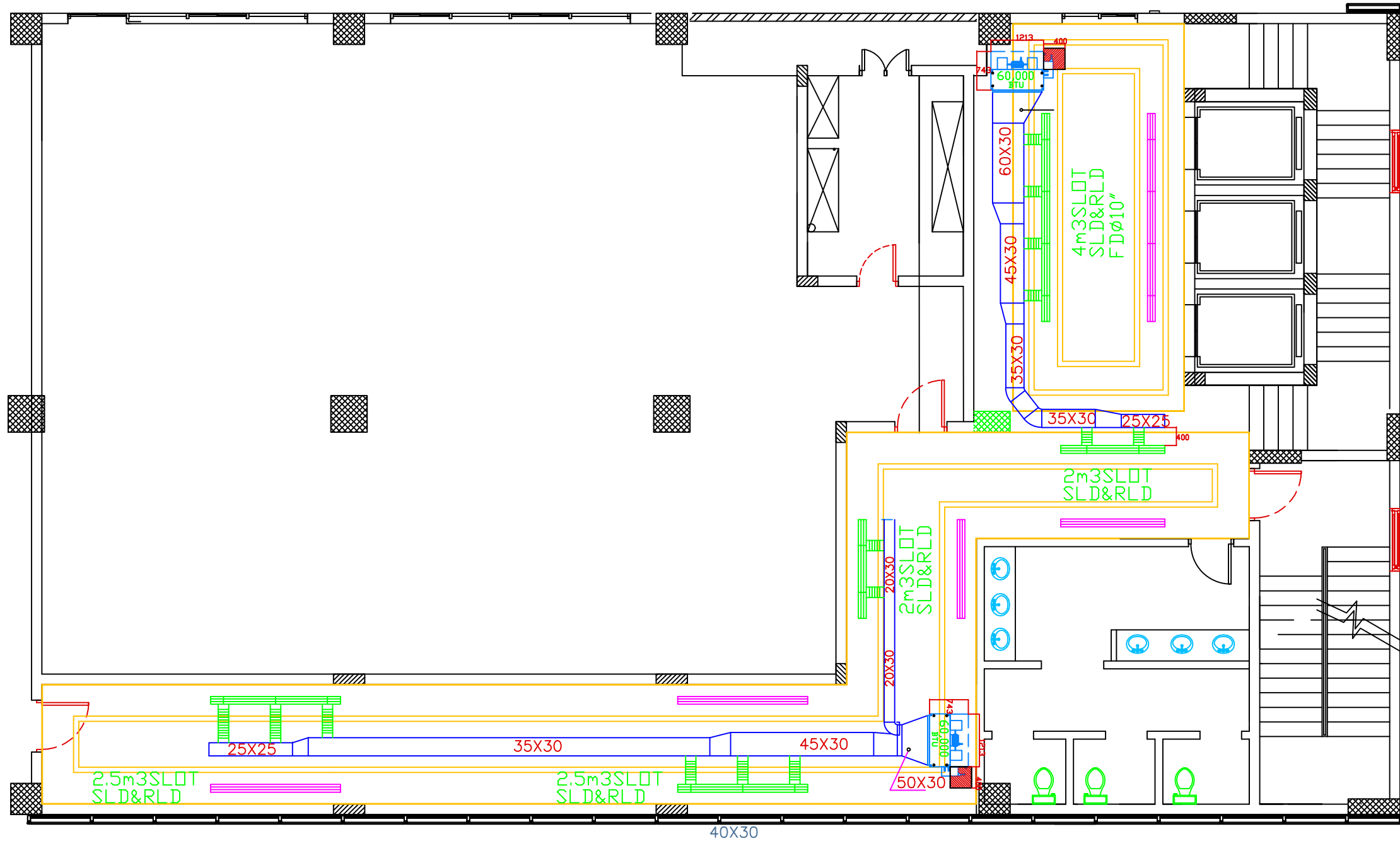
FLOOR :

**TYPICAL FLOOR ( 1-9)**

P-17

مخطط يوضح التكييف بالملحق

AIR CONE DIAGRAM ROOF DECK FLOOR



**ROWDH AL KHUZAMA EST.**

PO . BOX 221044 RIYADH 11311 KSA TEL. 2474401

PROJECT:	TOWER 1
LOCATION :	DAMMAM
DATE :	OCT 13, 2015
SCALE :	NTS

DESIGNED BY :	XAVIER
DRAWN BY :	XAVIER
CHECKED BY :	G.M. MOHD. AL SAAB
APPROVED BY :	G.M. MOHD. AL SAAB
PRINTED BY :	XAVIER

DRAWING TITLE :

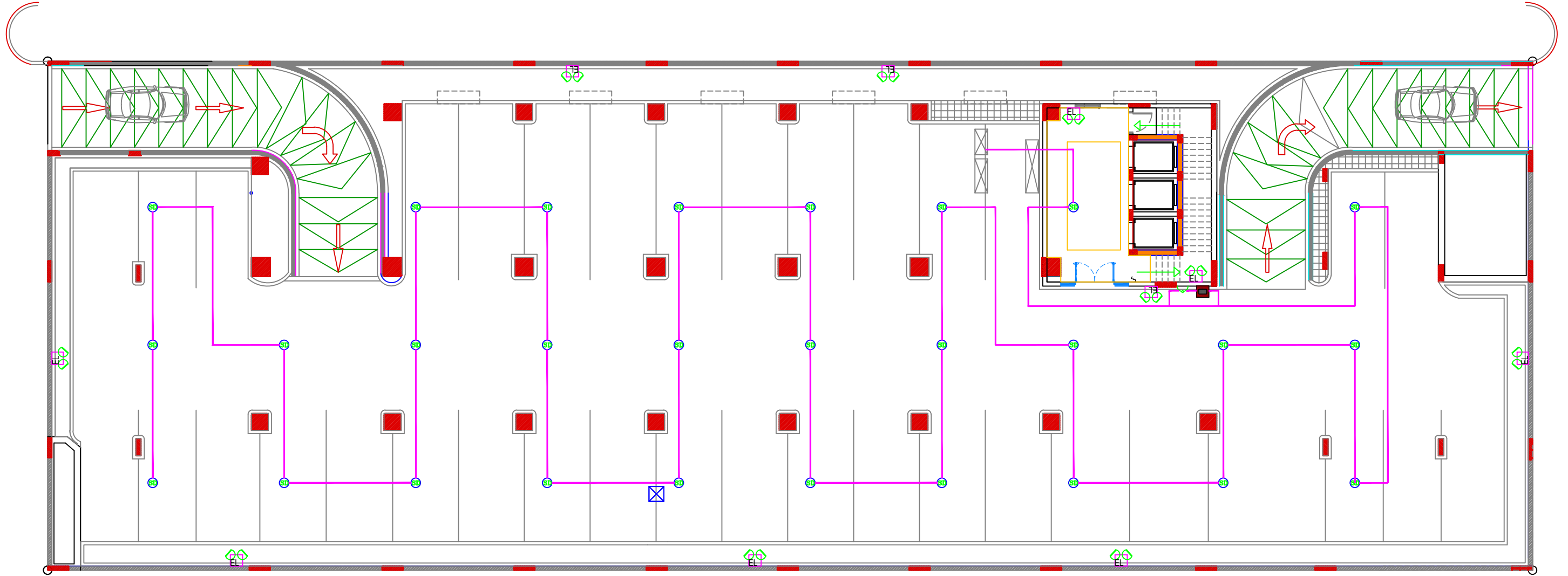
**A/C PLAN**

FLOOR :





**ROOF DECK PLAN**

مخطط يوضح نظام الإطفاء بالبدروم

FIRE SYSTEM DIAGRAM BASEMENT FLOOR



# BASEMENT FLOOR

	SMOKE DETECTOR
	FIRE ALARM BELL
	EMERGENCY LIGHT
	BREAKING GLASS

**ROWDH AL KHUZAMA EST.**

PO . BOX 221044 RIYADH 11311 KSA TEL. 2474401

PROJECT :	TOWER 1
LOCATION :	DAMMAM
DATE :	OCT.13 2015
SCALE :	NTS

DESIGNED BY :	XAVIER
DRAWN BY :	XAVIER
CHECKED BY :	G.M. MOHD. AL SAAB
APPROVED BY :	G.M. MOHD. AL SAAB
PRINTED BY :	XAVIER

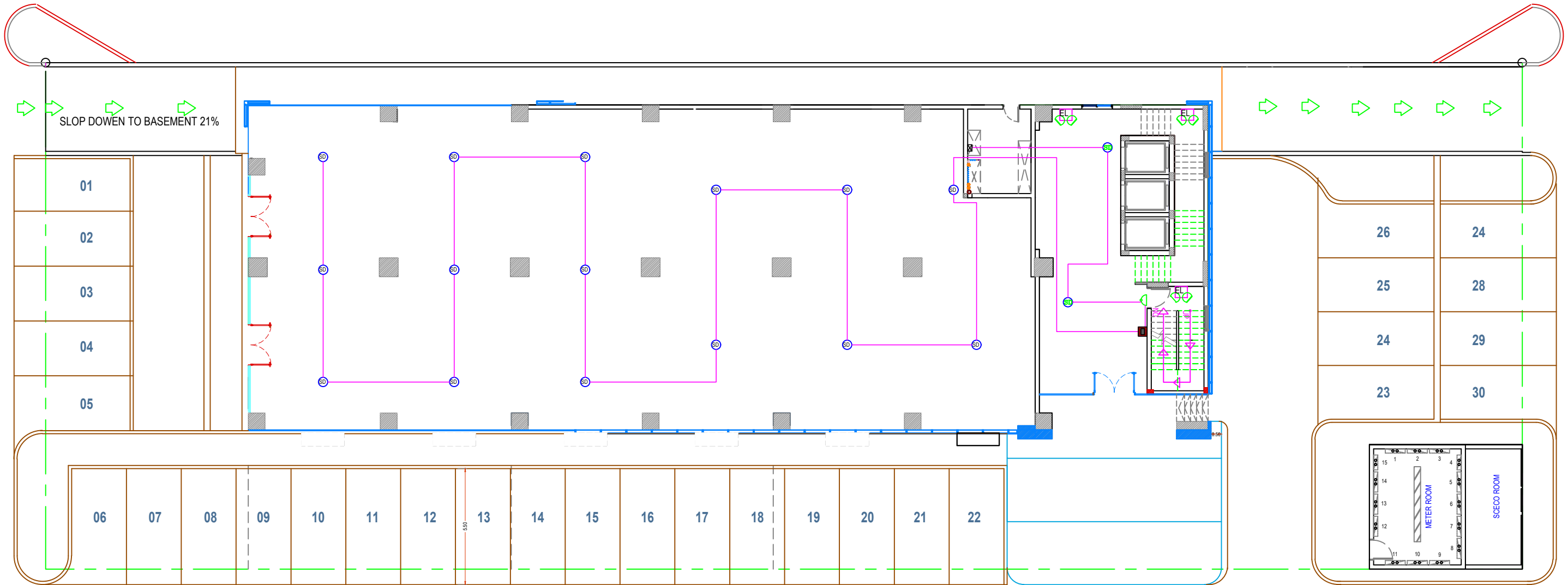
DRAWING TITLE :

**FIRE SYSTEM**

FLOOR :  
**BASEMENT**

P-19

مخطط يوضح نظام الإطفاء بالدور الأرضي  
 FIRE SYSTEM DIAGRAM GROUND FLOOR



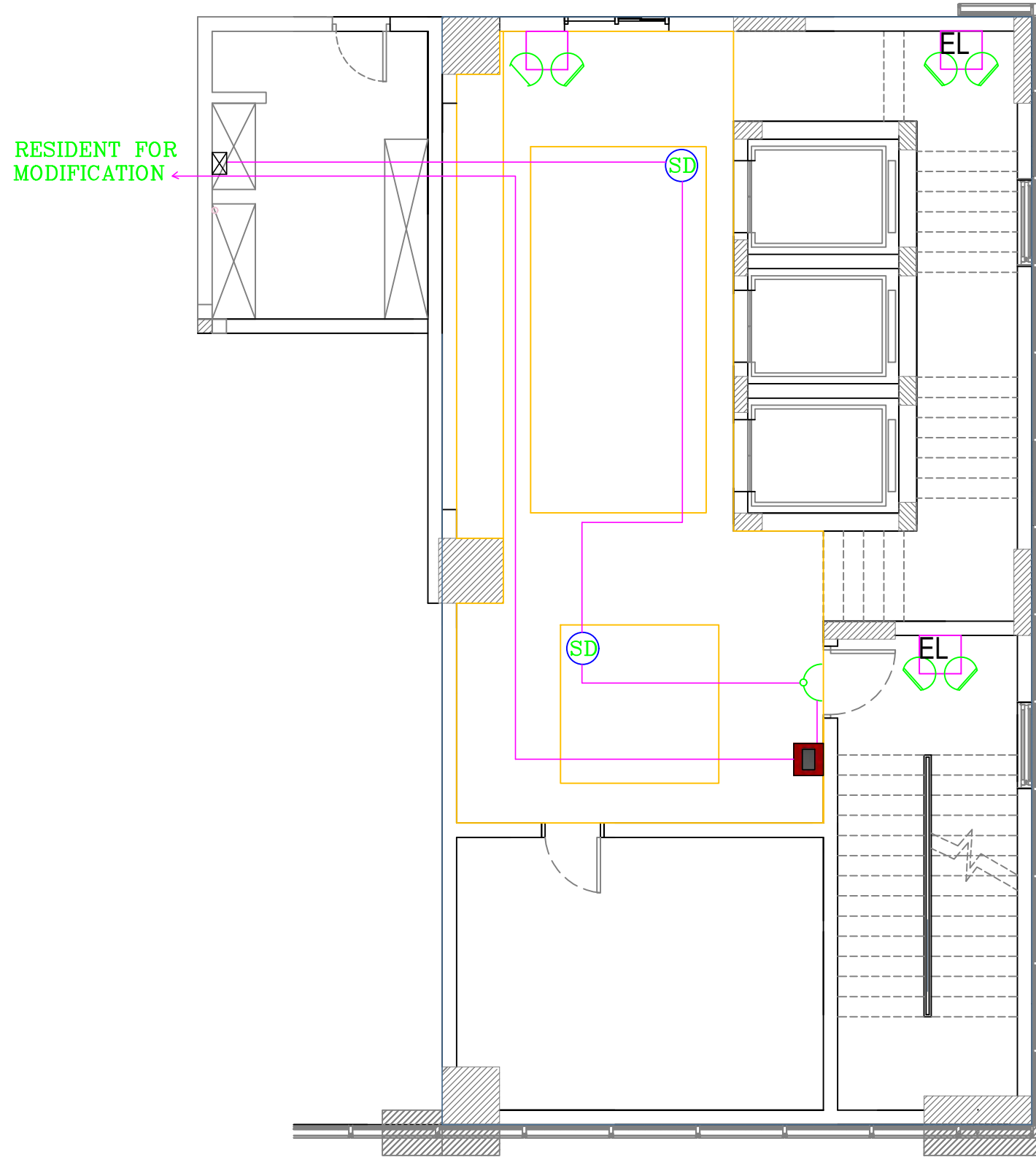
GROUND FLOOR






	SMOKE DETECTOR
	FIRE ALARM BELL
	EMERGENCY LIGHT
	BREAKING GLASS

<b>ROWDH AL KHUZAMA EST.</b> PO . BOX 221044 RIYADH 11311 KSA TEL. 2474401			
PROJECT :	TOWER 1	DESIGNED BY :	XAVIER
LOCATION :	DAMMAM	DRAWN BY :	XAVIER
DATE :	OCT.13 2015	CHECKED BY :	G.M. MOHD. AL SAAB
SCALE :	NTS	APPROVED BY :	G.M. MOHD. AL SAAB
		PRINTED BY :	XAVIER

DRAWING TITLE :	FIRE SYSTEM
FLOOR :	GROUND FLOOR

مخطط يوضح نظام الإطفاء بالميزانين  
 FIRE SYSTEM DIAGRAM MEZZANINE FLOOR



	BREAKING GLASS
	DISTRIBUTION BOX
	SMOKE DETECTOR
	FIRE ALARM BELL
	EMERGENCY LIGHT

**ROWDH AL KHUZAMA EST.**

PO . BOX 221044 RIYADH 11311 KSA TEL. 2474401

PROJECT :	TOWER 1
LOCATION :	DAMMAM
DATE :	OCT.13, 2015
SCALE :	NTS

DESIGNED BY :	XAVIER
DRAWN BY :	XAVIER
CHECKED BY :	G.M. MOHD. AL SAAB
APPROVED BY :	G.M. MOHD. AL SAAB
PRINTED BY :	XAVIER

DRAWING TITLE :

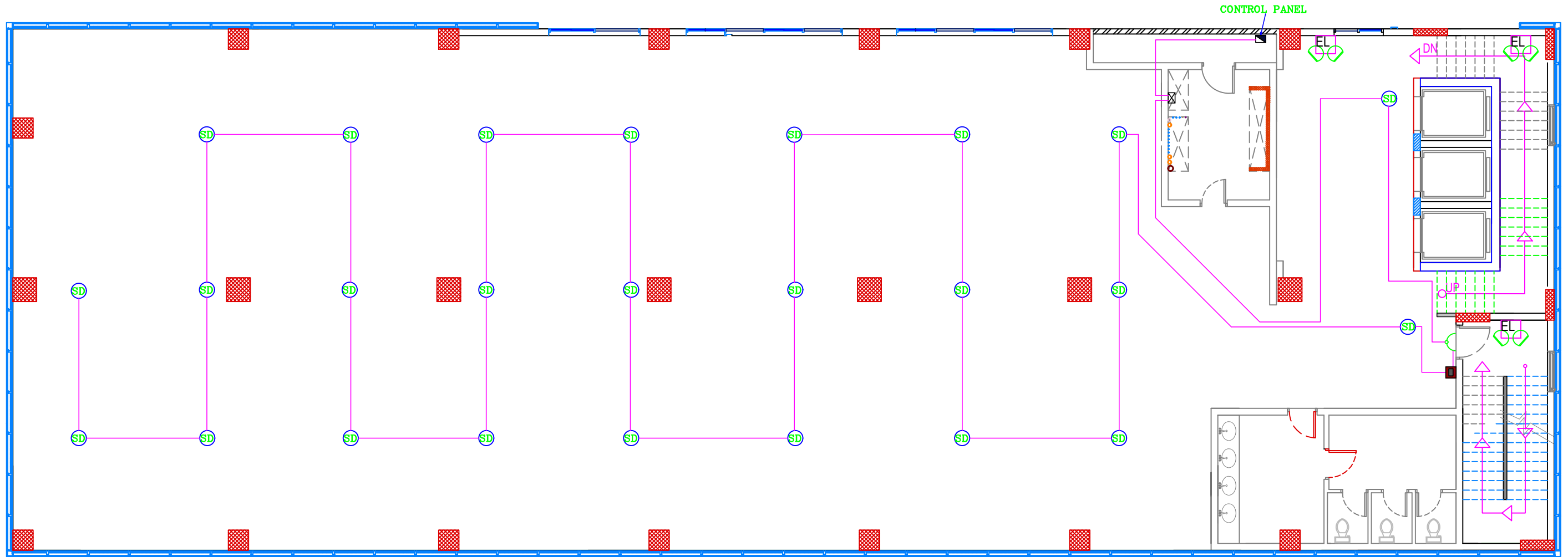
**FIRE SYSTEM**

FLOOR :

**MEZZANINE FLOOR**

P-21

مخطط يوضح نظام الإطفاء بالدور الأول  
 FIRE SYSTEM DIAGRAM FIRST FLOOR



FIRST FLOOR

	BREAKING GLASS
	CONTROL PANEL
	DISTRIBUTION BOX
	SMOKE DETECTOR
	FIRE ALARM BELL
	EMERGENCY LIGHT

**ROWDH AL KHUZAMA EST.**

PO . BOX 221044 RIYADH 11311 KSA TEL. 2474401

PROJECT :	TOWER 1
LOCATION :	DAMMAM
DATE :	OCT.13 2015
SCALE :	NTS

DESIGNED BY :	XAVIER
DRAWN BY :	XAVIER
CHECKED BY :	G.M. MOHD. AL SAAB
APPROVED BY :	G.M. MOHD. AL SAAB
PRINTED BY :	XAVIER

DRAWING TITLE :

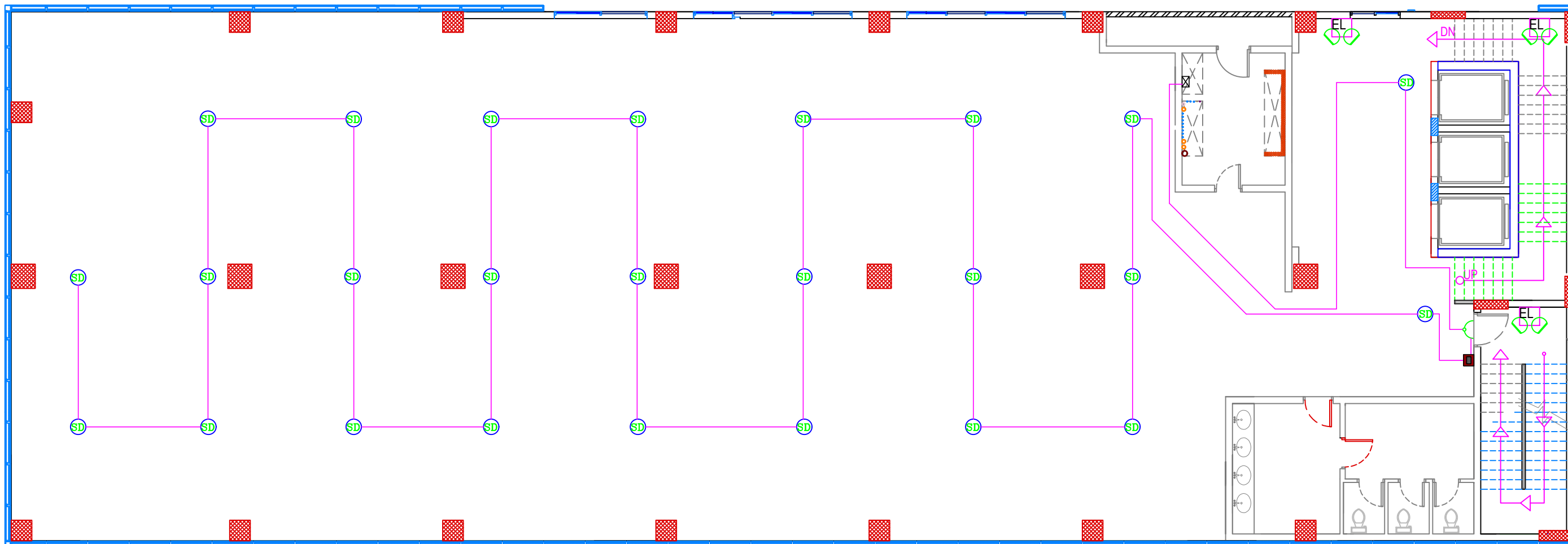
**FIRE SYSTEM**

FLOOR :  
**FIRST FLOOR**






P-22



مخطط يوضح نظام الإطفاء بالدور المتكرر  
 FIRE SYSTEM DIAGRAM TYPICAL FLOOR 1-8



TYPICAL FLOOR 1-8

	BREAKING GLASS
	DISTRIBUTION BOX
	SMOKE DETECTOR
	FIRE ALARM BELL
	EMERGENCY LIGHT

**ROWDH AL KHUZAMA EST.**

PO . BOX 221044 RIYADH 11311 KSA TEL. 2474401

PROJECT: TOWER 1

LOCATION : DAMMAM

DATE : OCT.13 2015

SCALE : NTS

DESIGNED BY : XAVIER

DRAWN BY : XAVIER

CHECKED BY : G.M. MOHD. AL SAAB

APPROVED BY : G.M. MOHD. AL SAAB

PRINTED BY : XAVIER

DRAWING TITLE :

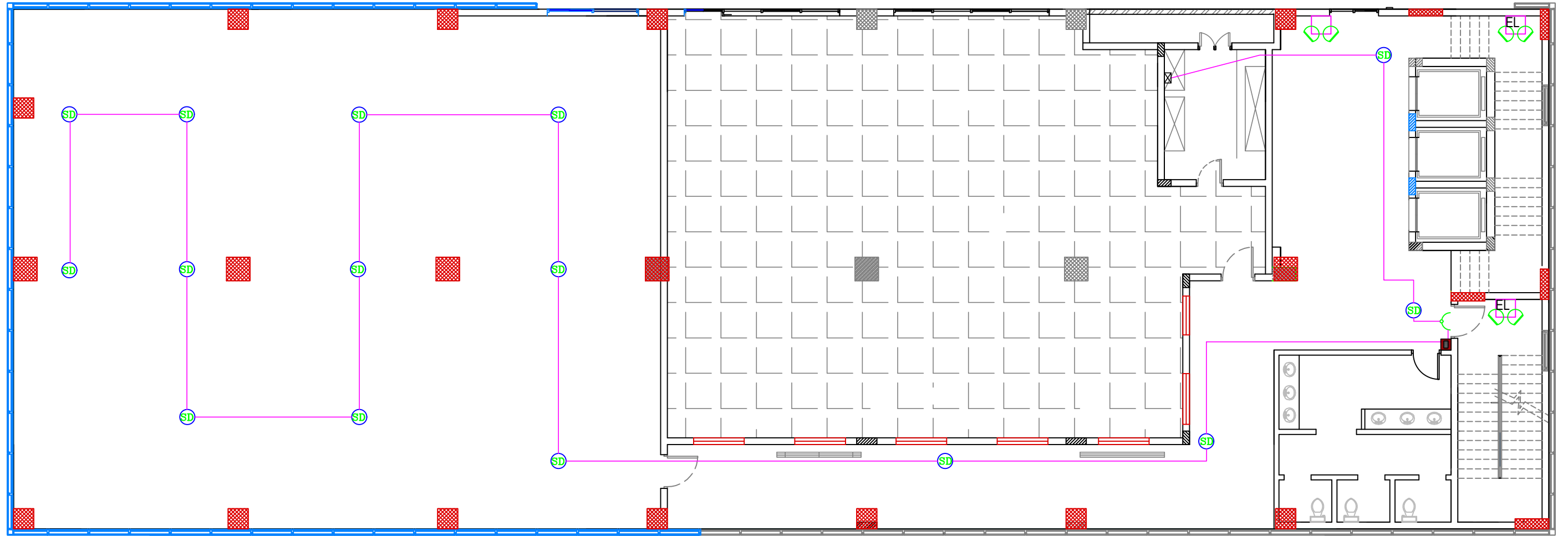
**FIRE SYSTEM**






FLOOR :

**TYPICAL FLOOR(1-8)**

P-23

مخطط يوضح نظام الإطفاء بالملحق  
 FIRE SYSTEM DIAGRAM ROOF DECK FLOOR



	BREAKING GLASS
	DISTRIBUTION BOX
	SMOKE DETECTOR
	FIRE ALARM BELL
	EMERGENCY LIGHT

**ROWDH AL KHUZAMA EST.**  
 PO . BOX 221044 RIYADH 11311 KSA TEL. 2474401

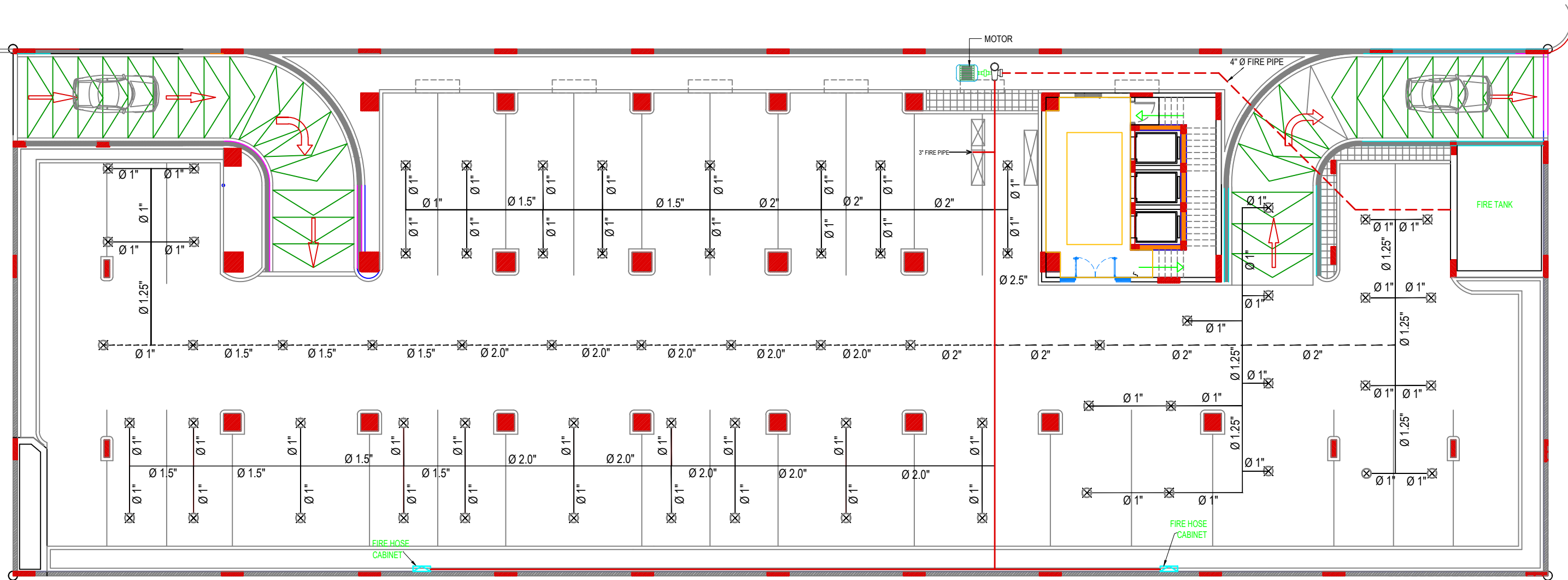
PROJECT:	TOWER 1
LOCATION :	DAMMAM
DATE :	OCT.13 2015
SCALE :	NTS

DESIGNED BY :	XAVIER
DRAWN BY :	XAVIER
CHECKED BY :	G.M. MOHD. AL SAAB
APPROVED BY :	G.M. MOHD. AL SAAB
PRINTED BY :	XAVIER

DRAWING TITLE :  
**FIRE SYSTEM**  
 FLOOR :  
**ROOF DECK**

مخطط يوضح نظام رشاشات مياه الحريق + صناديق الحريق بالبدروم

FIRE FIGHTING PLAN BASEMENT FLOOR



BASEMENT FLOOR

	SPRINKLER
	FIRE HOSE CABINET

ROWDH AL KHUZAMA EST.

PO . BOX 221044 RIYADH 11311 KSA TEL. 2474401

PROJECT :	TOWER 1
LOCATION :	DAMMAM
DATE :	OCT.13 2015
SCALE :	NTS

DESIGNED BY :	XAVIER
DRAWN BY :	XAVIER
CHECKED BY :	G.M. MOHD. AL SAAB
APPROVED BY :	G.M. MOHD. AL SAAB
PRINTED BY :	XAVIER

DRAWING TITLE :

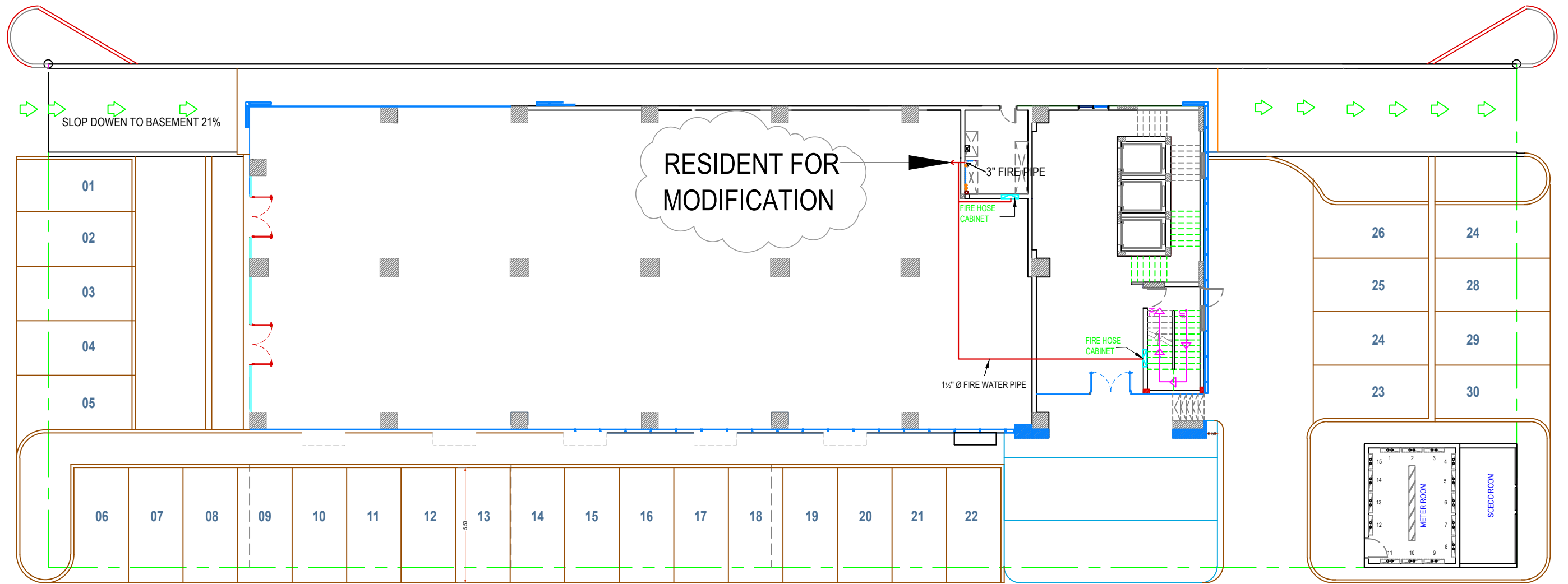
FIRE FIGHTING

FLOOR :  
BASEMENT

P-25

مخطط يوضح نظام الحريق بالدور الأرضي

FIRE FIGHTING PLAN GROUND FLOOR



GROUND FLOOR

ROWDH AL KHUZAMA EST.

PO . BOX 221044 RIYADH 11311 KSA TEL. 2474401

PROJECT: TOWER- 1

LOCATION : DAMMAM

DATE : OCT.13 2015

SCALE : NTS

DESIGNED BY : XAVIER

DRAWN BY : XAVIER

CHECKED BY : G.M. MOHD. AL SAAB

APPROVED BY : G.M. MOHD. AL SAAB

PRINTED BY : XAVIER

DRAWING TITLE :

FIRE FIGHTING

FLOOR :

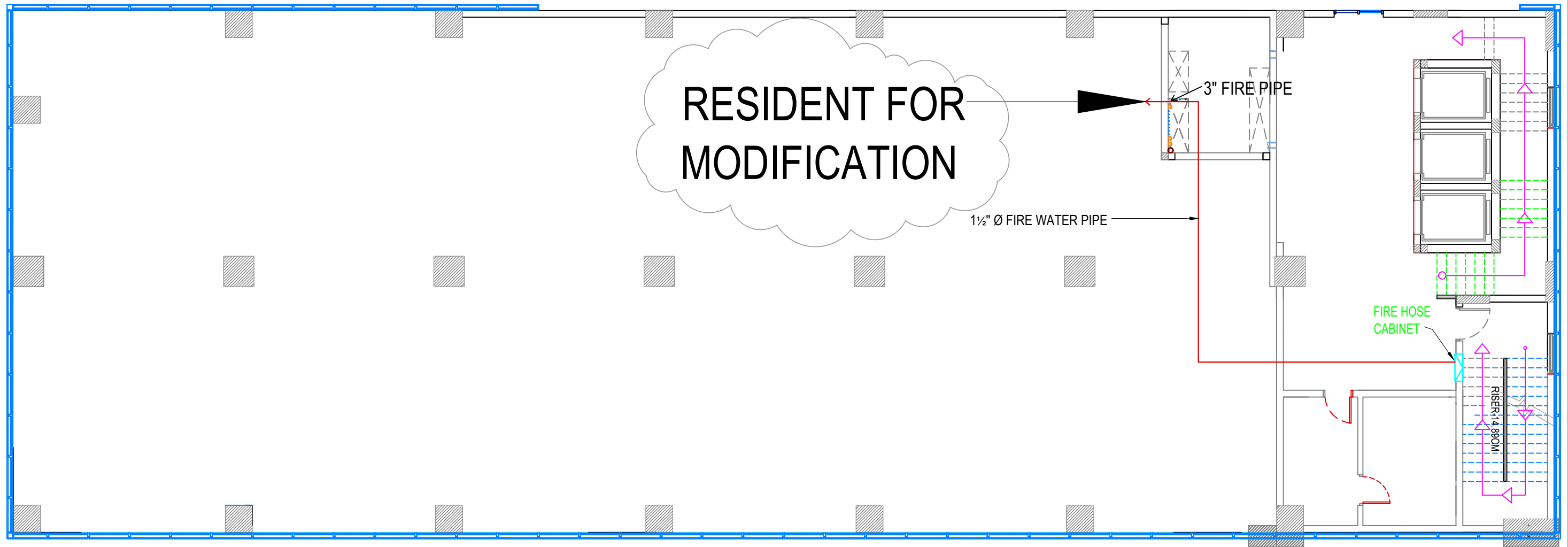
GROUND FLOOR

P-26

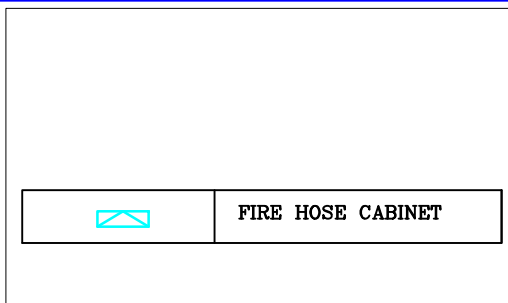


FIRE HOSE CABINET

مخطط يوضح نظام الحريق بالميزانين  
 FIRE FIGHTING PLAN MEZZANINE FLOOR



# MEZZANINE FLOOR



**ROWDH AL KHUZAMA EST.**

PO . BOX 221044 RIYADH 11311 KSA TEL. 2474401

PROJECT:	TOWER 1
LOCATION :	DAMMAM
DATE :	OCT.13 2015
SCALE :	NTS

DESIGNED BY :	XAVIER
DRAWN BY :	XAVIER
CHECKED BY :	G.M. MOHD. AL SAAB
APPROVED BY :	G.M. MOHD. AL SAAB
PRINTED BY :	XAVIER

DRAWING TITLE :

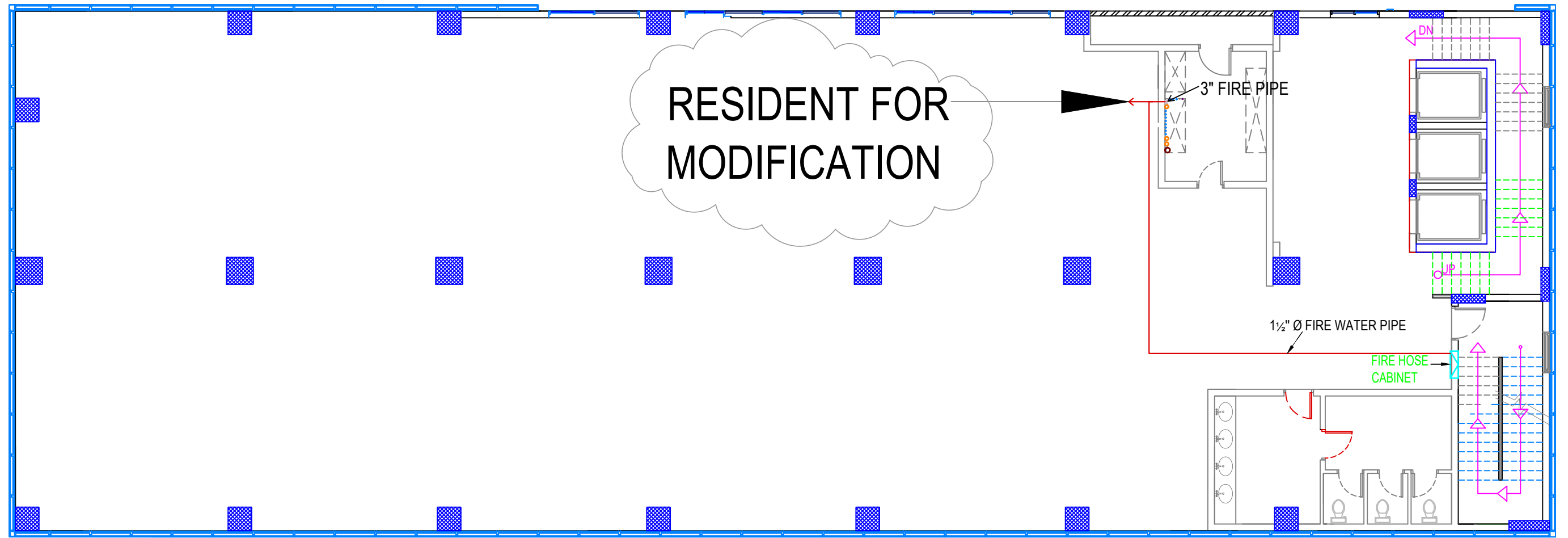
**FIRE FIGHTING**

FLOOR :  
**MEZZANINE FLOOR**

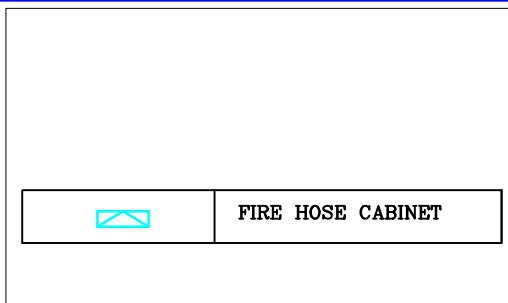
P-27

مخطط يوضح نظام الحريق بالأدوار المتكرره

FIRE FIGHTING PLAN TYPICAL FLOOR



TYPICAL FLOOR 1-9



**ROWDH AL KHUZAMA EST.**

PO . BOX 221044 RIYADH 11311 KSA TEL. 2474401

PROJECT:	TOWER 1
LOCATION :	DAMMAM
DATE :	OCT.13 2015
SCALE :	NTS

DESIGNED BY :	XAVIER
DRAWN BY :	XAVIER
CHECKED BY :	G.M. MOHD. AL SAAB
APPROVED BY :	G.M. MOHD. AL SAAB
PRINTED BY :	XAVIER

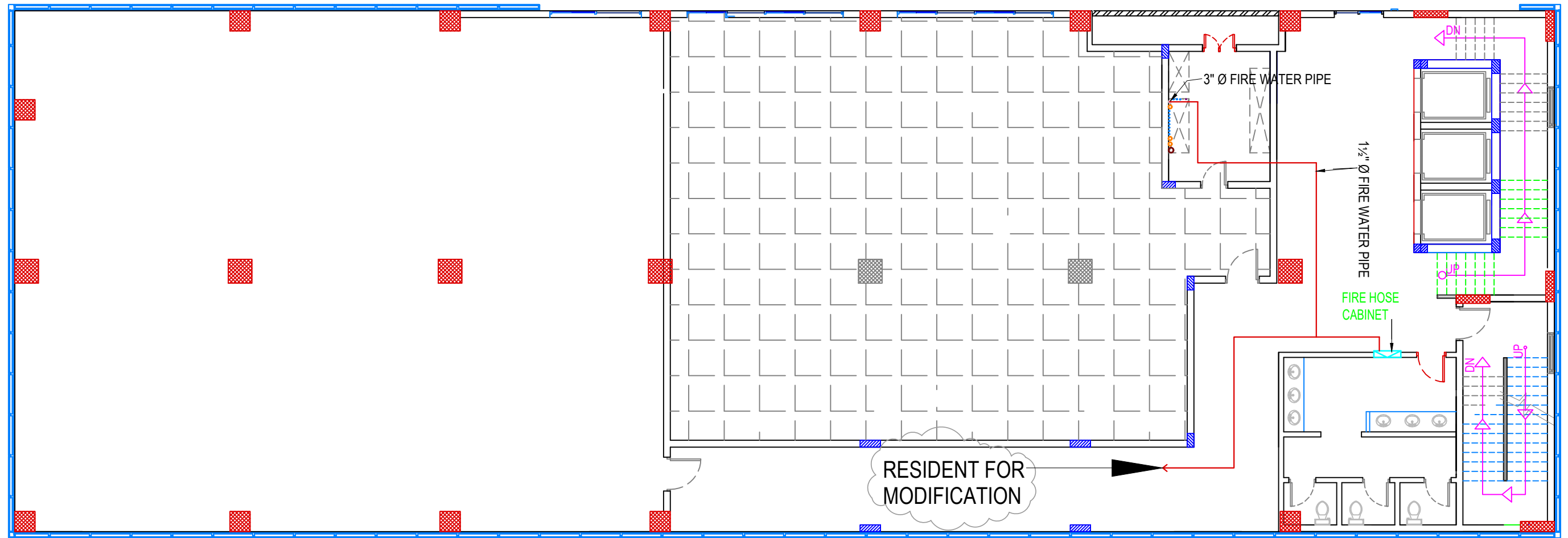
DRAWING TITLE :

**FIRE FIGHTING**

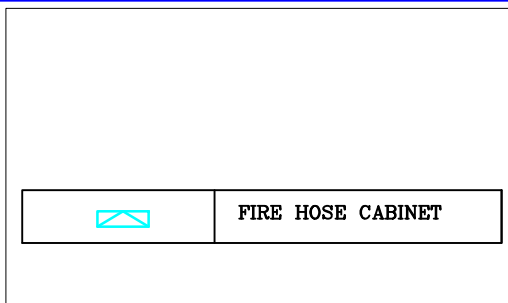
FLOOR :  
TYPICAL FLOOR 1-9

مخطط يوضح نظام الحريق بالدور الأخير

FIRE FIGHTING PLAN ROOF DECK FLOOR



ROOF DECK FLOOR



ROWDH AL KHUZAMA EST.

PO . BOX 221044 RIYADH 11311 KSA TEL. 2474401

PROJECT:	TOWER 1
LOCATION :	DAMMAM
DATE :	OCT.13 2015
SCALE :	NTS

DESIGNED BY :	XAVIER
DRAWN BY :	XAVIER
CHECKED BY :	G.M. MOHD. AL SAAB
APPROVED BY :	G.M. MOHD. AL SAAB
PRINTED BY :	XAVIER

DRAWING TITLE :

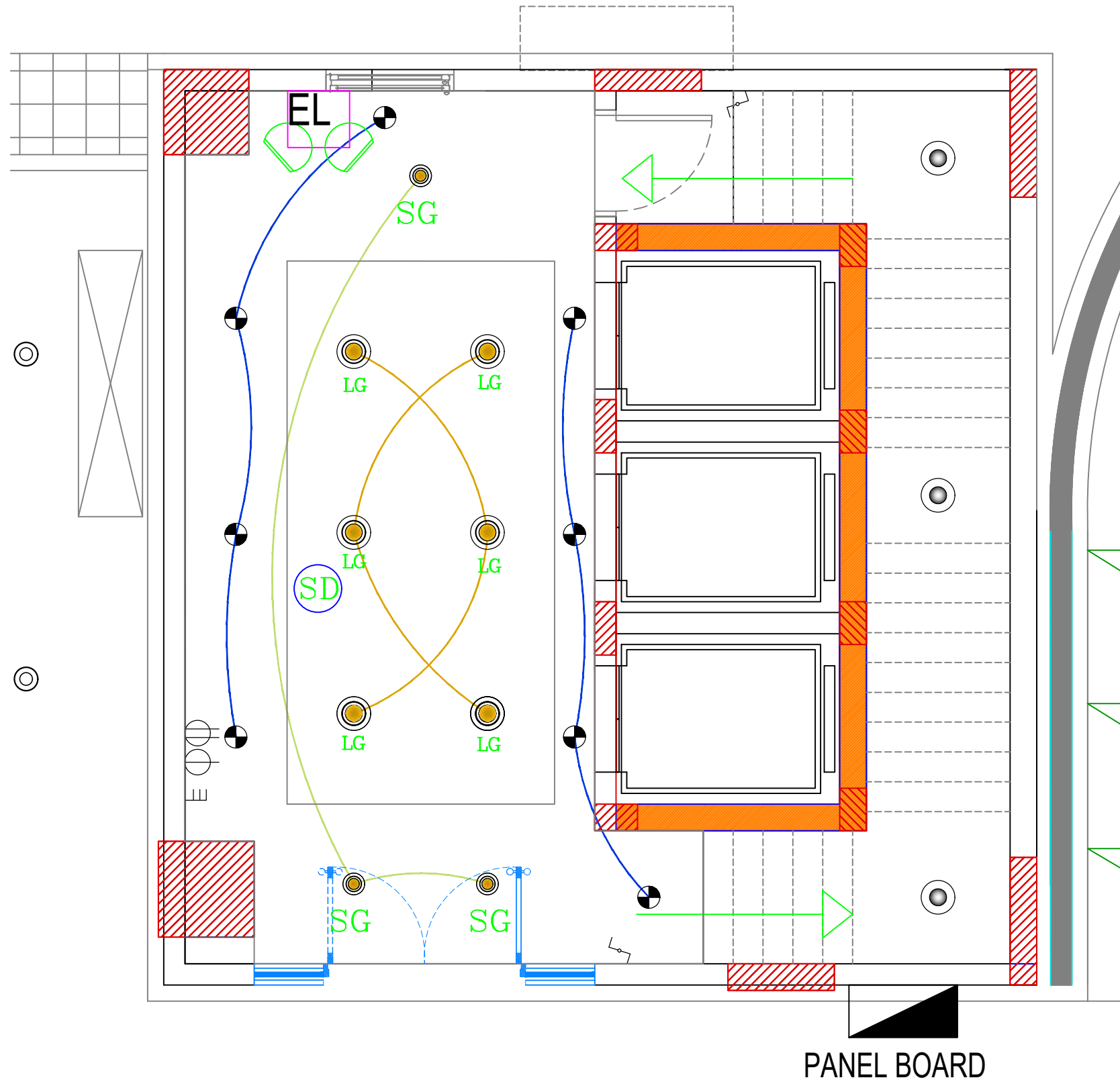
FIRE FIGHTING

FLOOR :

ROOF DECK FLOOR

P-29

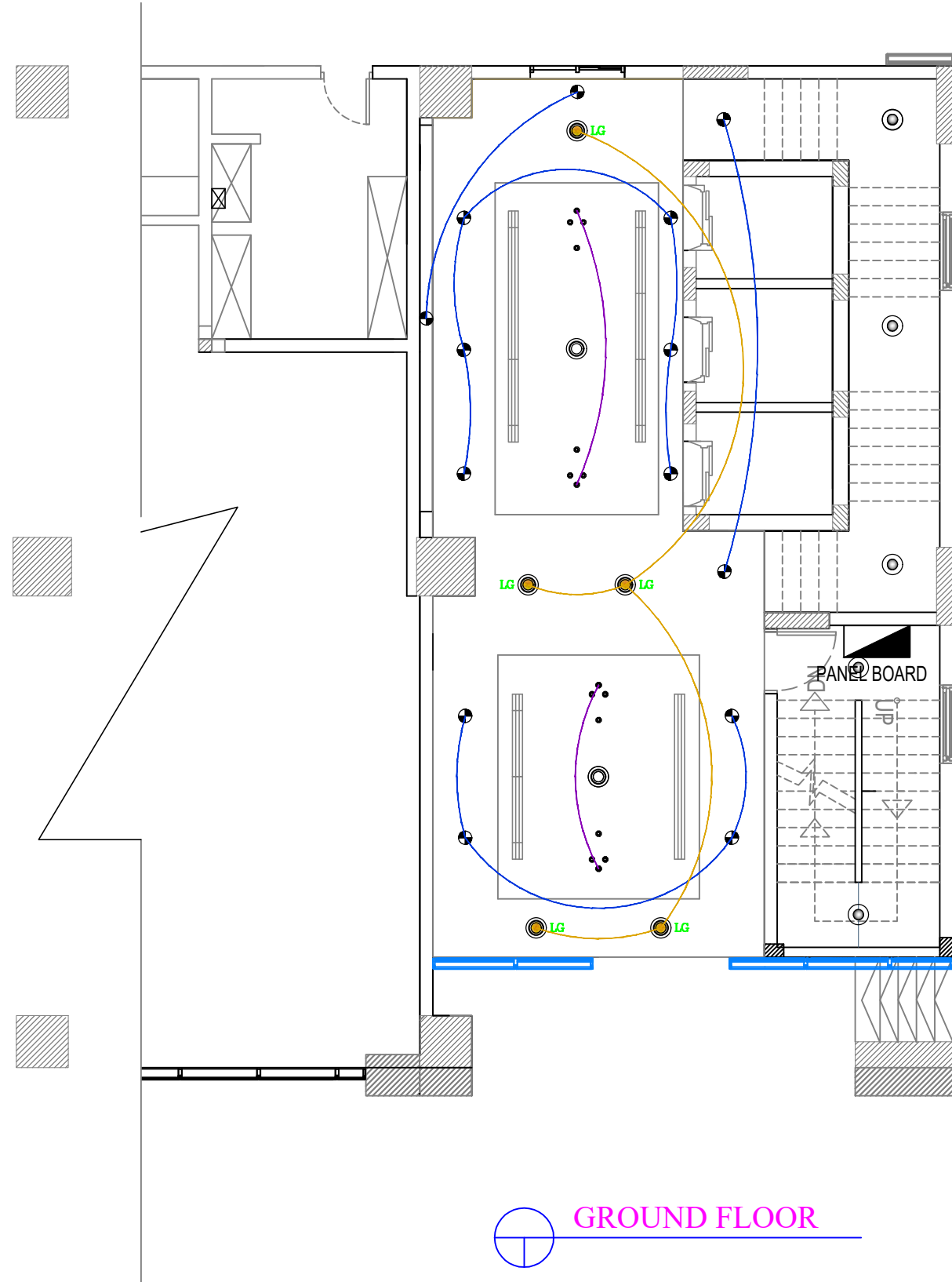
مخطط يوضح تمديدات الانارة داخل البدروم  
 WIRING DIAGRAM BASEMENT FLOOR



				<b>ROWDH AL KHUZAMA EST.</b>		DRAWING TITLE : <b>WIRING DIAGRAM</b>			
				<small>PO . BOX 221044 RIYADH 11311 KSA TEL. 2474401</small>					
				PROJECT :	TOWER 1			DESIGNED BY :	XAVIER
				LOCATION :	DAMMAM			DRAWN BY :	XAVIER
				DATE :	OCT.13 2015			CHECKED BY :	G.M. MOHD. AL SAAB
SCALE :	NTS	APPROVED BY :	G.M. MOHD. AL SAAB	FLOOR : <b>BASEMENT</b>	<b>P-30</b>				
		PRINTED BY :	XAVIER						



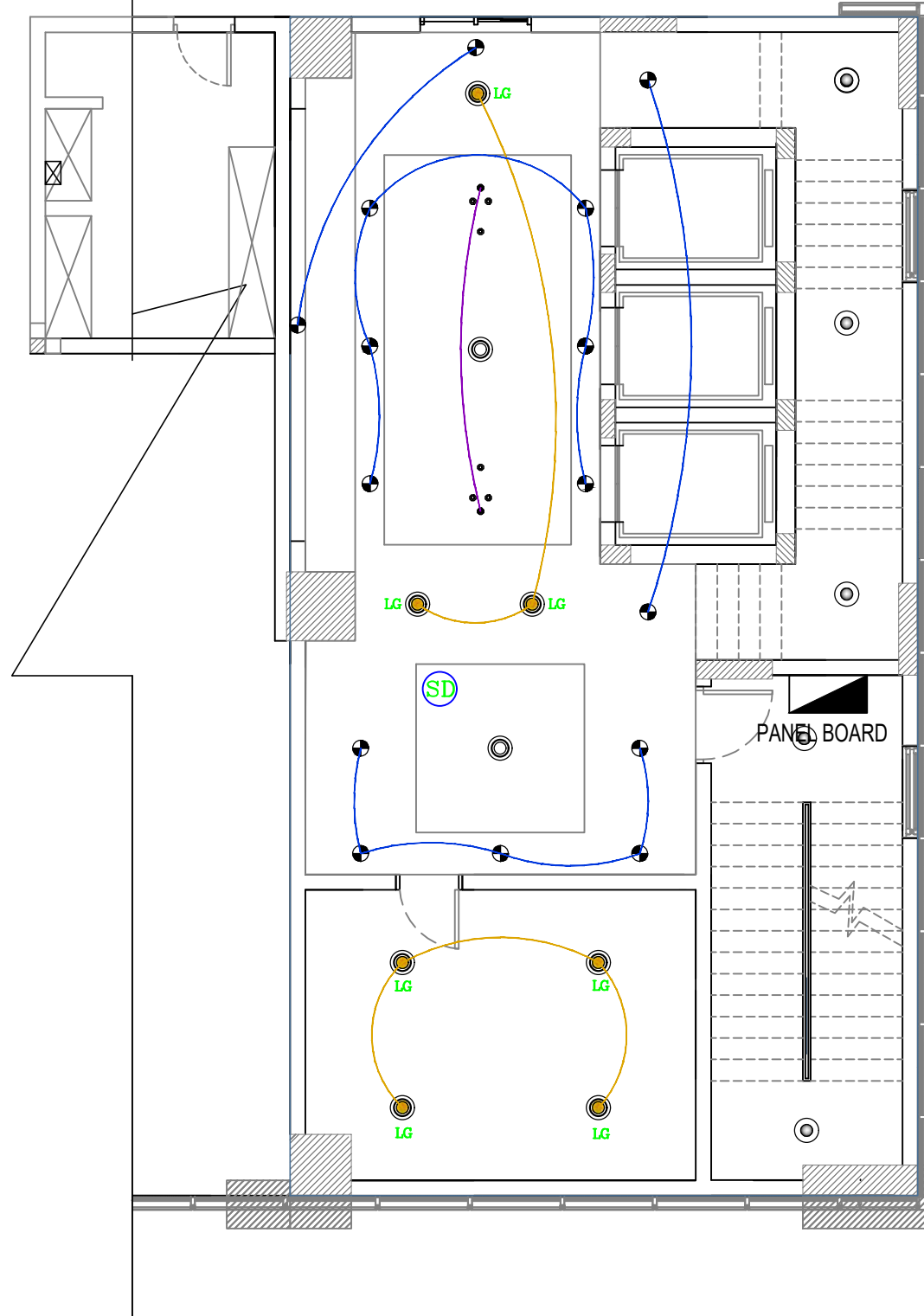
مخطط يوضح تمديدات الانارة بالادور الارضى  
 WIRING DIAGRAM GROUND FLOOR



GROUND FLOOR

<b>ROWDH AL KHUZAMA EST.</b> PO . BOX 221044 RIYADH 11311 KSA TEL. 2474401				DRAWING TITLE :	
				<b>WIRING DIAGRAM</b>	
PROJECT :	TOWER 1	DESIGNED BY :	XAVIER	FLOOR : <b>GROUND FLOOR</b>	
LOCATION :	DAMMAM	DRAWN BY :	XAVIER		
DATE :	OCT.13. 2015	CHECKED BY :	G.M. MOHD. AL SAAB		
SCALE :	NTS	APPROVED BY :	G.M. MOHD. AL SAAB		
		PRINTED BY :	XAVIER	P-31	

مخطط يوضح تمديدات الانارة بالميزانين  
 WIRING DIAGRAM MEZZANINE FLOOR



 **MEZZANINE FLOOR PLAN**

**ROWDH AL KHUZAMA EST.**

PO . BOX 221044 RIYADH 11311 KSA TEL. 2474401

PROJECT:	TOWER 1
LOCATION :	DAMMAM
DATE :	OCT.13, 2015
SCALE :	NTS

DESIGNED BY :	XAVIER
DRAWN BY :	XAVIER
CHECKED BY :	XAVIER
APPROVED BY :	G.M. MOHD. AL SAAB
PRINTED BY :	XAVIER

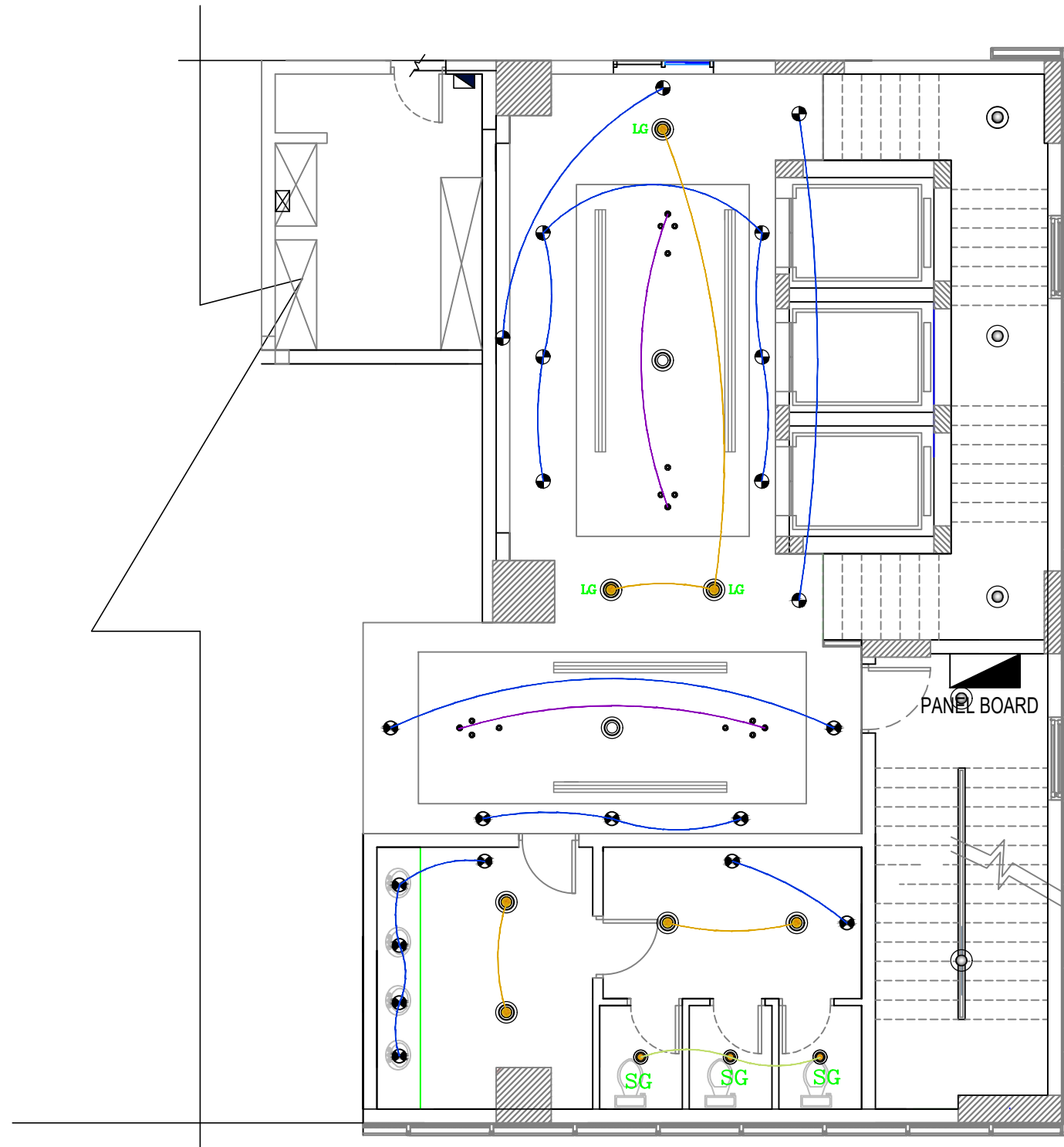
DRAWING TITLE :  
**WIRING DIAGRAM**

FLOOR :  
**MEZZANINE FLOOR**

**P-32**

مخطط يوضح تمديدات الانارة بالدور المتكرر

WIRING DIAGRAM TYPICAL FLOOR



TYPICAL FLOOR 1to 9

ROWDH AL KHUZAMA EST.

PO . BOX 221044 RIYADH 11311 KSA TEL. 2474401

PROJECT: TOWER 1

LOCATION : DAMMAM

DATE : OCT,13 2015

SCALE : NTS

DESIGNED BY : XAVIER

DRAWN BY : XAVIER

CHECKED BY : G.M. MOHD. AL SAAB

APPROVED BY : G.M. MOHD. AL SAAB

PRINTED BY : XAVIER

DRAWING TITLE :

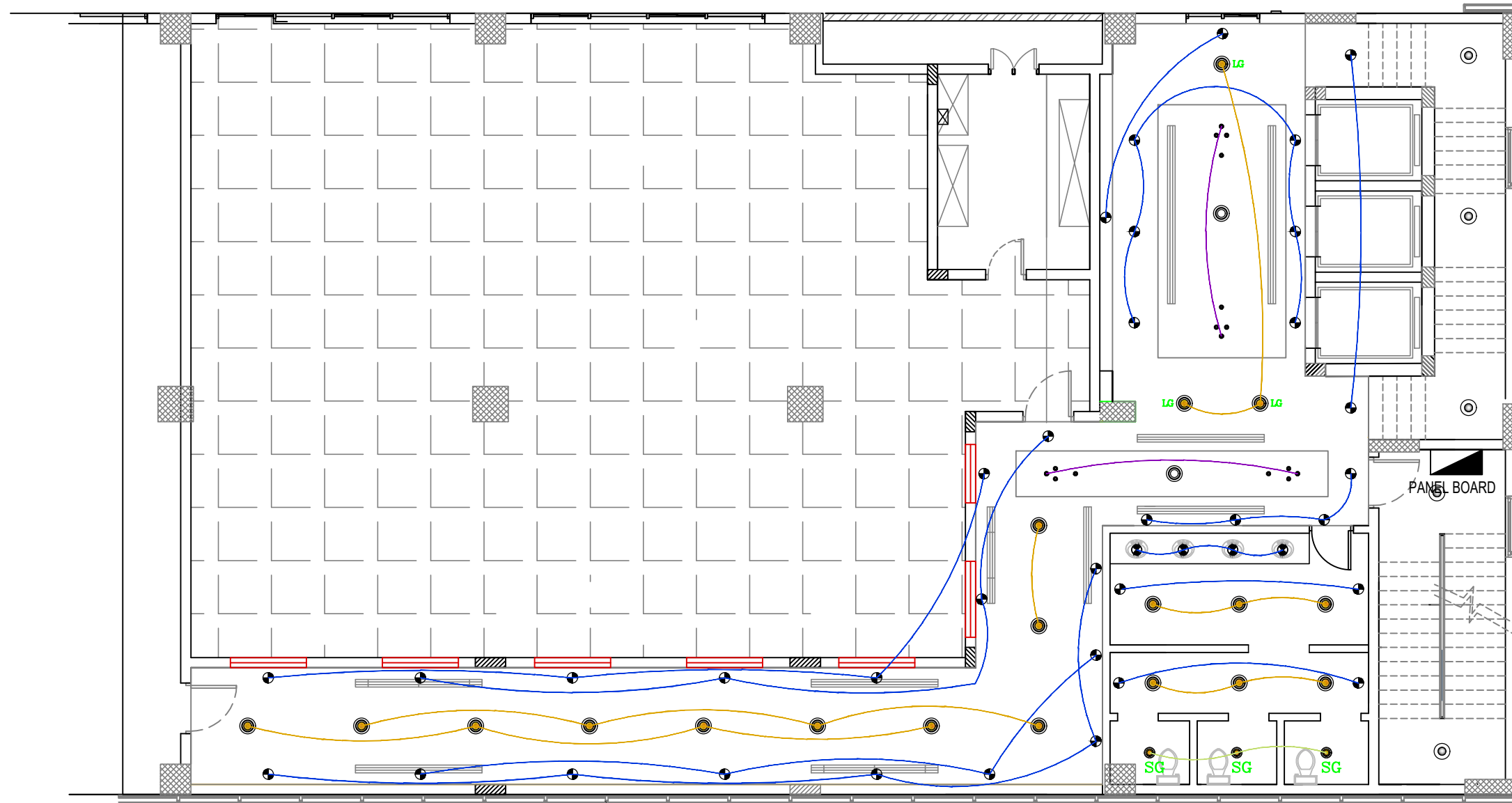
WIRING DIAGRAM

FLOOR :

TYPICAL FLOOR (1-9)

P-33

مخطط يوضح تمديدات الانارة بالملحق  
 WIRING DIAGRAM ROOF DECK FLOOR



**ROWDH AL KHUZAMA EST.**  
 PO . BOX 221044 RIYADH 11311 KSA TEL. 2474401

PROJECT: TOWER 1  
 LOCATION : DAMMAM  
 DATE : OCT.13 2015  
 SCALE : NTS

DESIGNED BY : XAVIER  
 DRAWN BY : XAVIER  
 CHECKED BY : G.M. MOHD. AL SAAB  
 APPROVED BY : G.M. MOHD. AL SAAB  
 PRINTED BY : XAVIER

DRAWING TITLE :

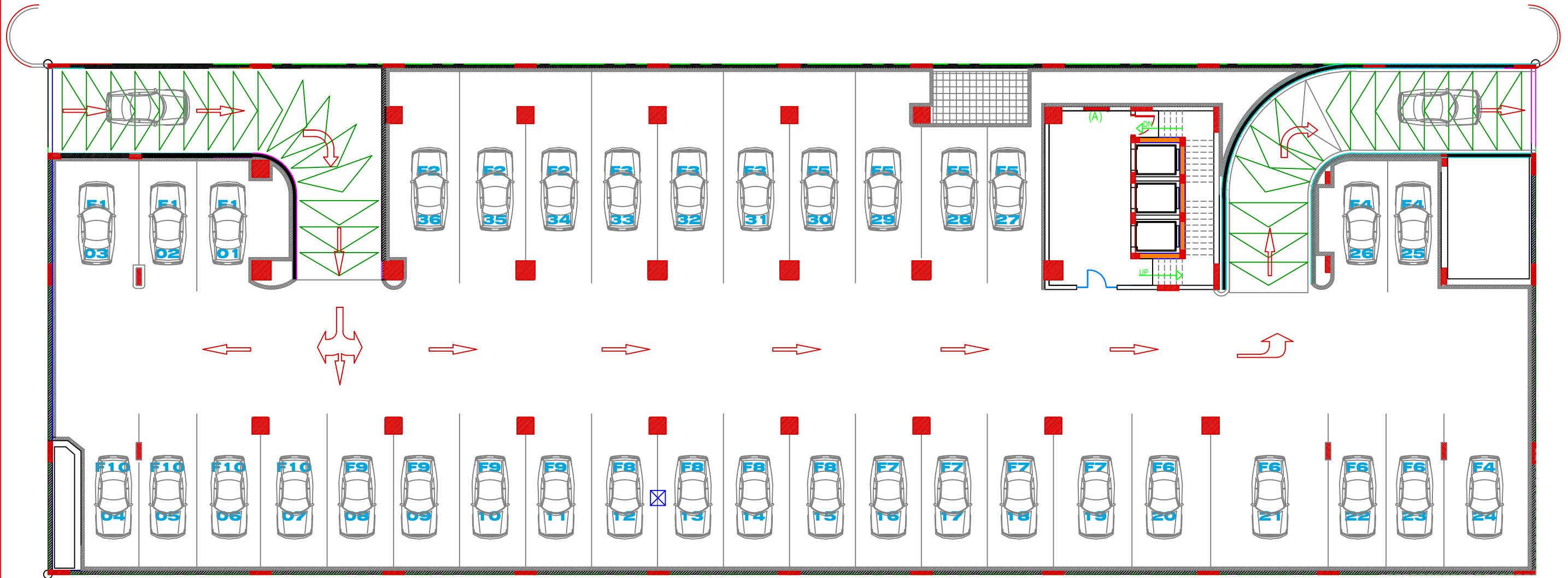
**WIRING DIAGRAM**

FLOOR :

**ROOF DECK FLOOR**

P-34

مخطط يوضح مواقف البدروم  
 PARKING PLAN BASEMENT FLOOR



**ROWDH AL KHUZAMA EST.**

PO . BOX 221044 RIYADH 11311 KSA TEL. 2474408

PROJECT: TOWER 1

LOCATION : DAMMAM

DATE : OCT 13, 2015

SCALE : NTS

DESIGNED BY : XAVIER

DRAWN BY : XAVIER

CHECKED BY : G.M.MOHD.AL SAAB

APPROVED BY : G.M.MOHD.AL SAAB

PRINTED BY : XAVIER

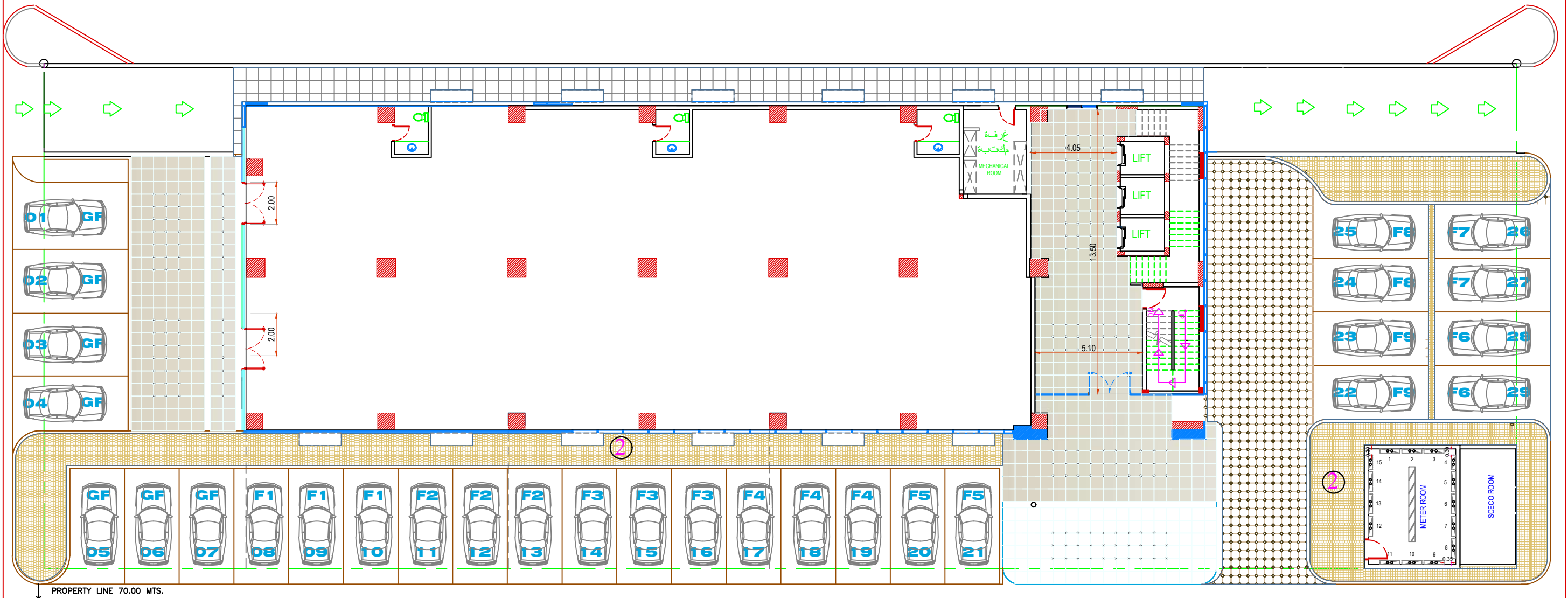
DRAWING TITLE :

**PARKING PLAN**

FLOOR : BASEMENT PLAN

P-35

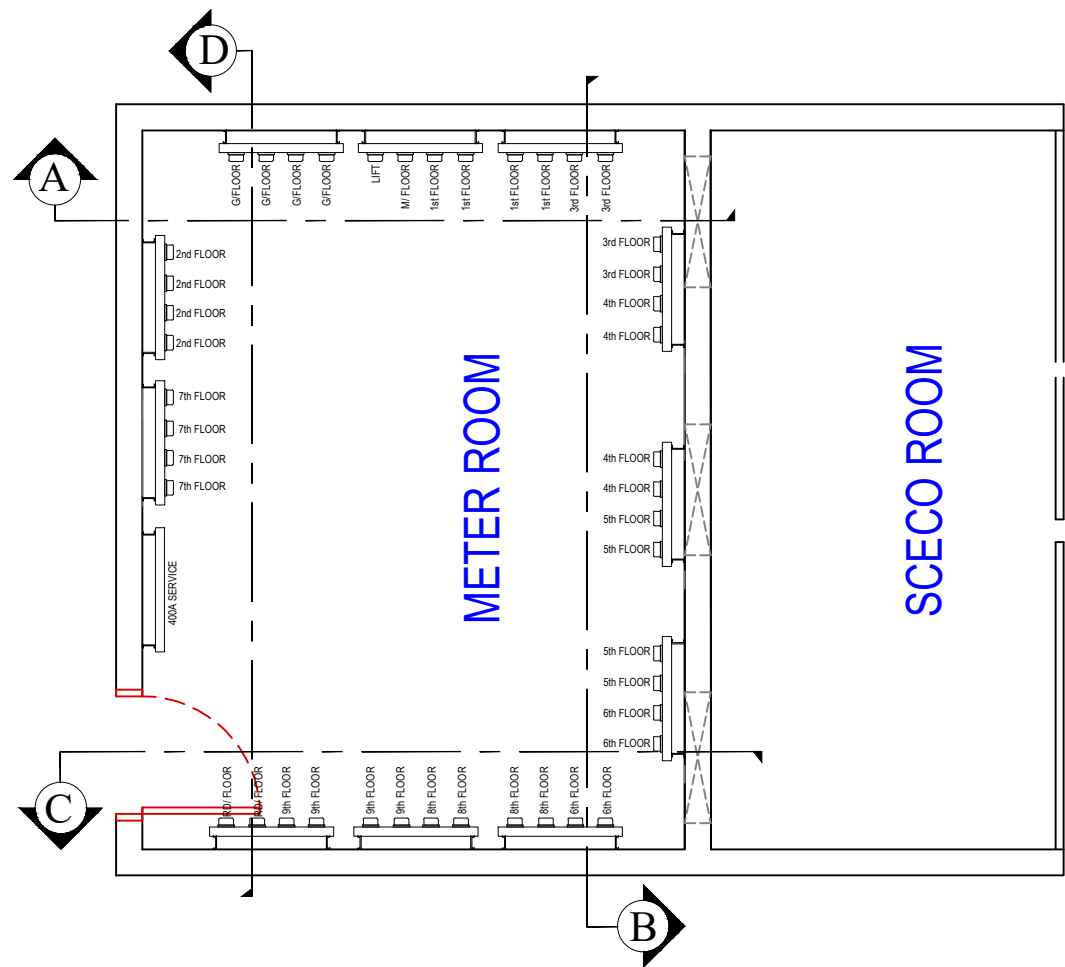
# مخطط يوضح مواقف الدور الارضى PARKING PLAN GROUND FLOOR



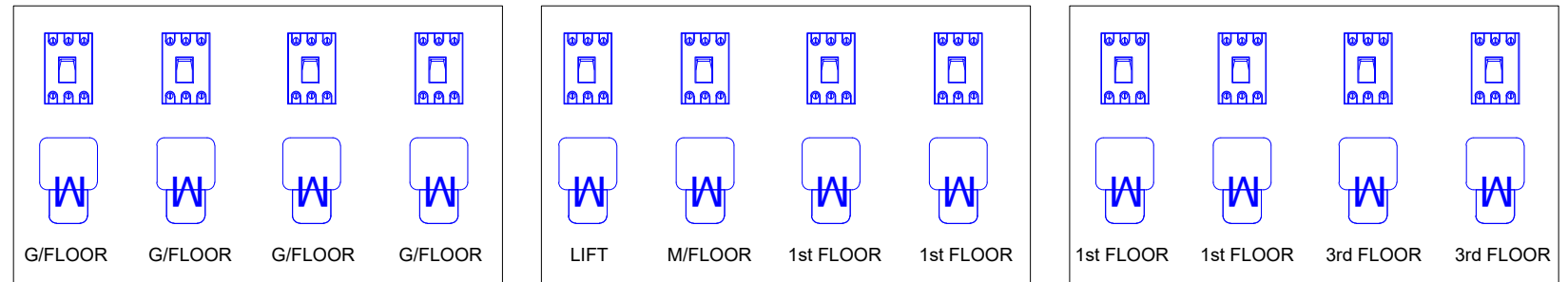
<b>ROWDH AL KHUZAMA EST.</b> PO . BOX 221044 RIYADH 11311 KSA TEL. 2474401				DRAWING TITLE : <b>PARKING PLAN</b>	
PROJECT :	TOWER 1	DESIGNED BY :	XAVIER	FLOOR : <b>GROUND FLOOR</b>	
LOCATION :	DAMMAM	DRAWN BY :	XAVIER		
DATE :	OCT 13, 2015	CHECKED BY :	G.M.MOHD.AL SAAB		
SCALE :	NTS	APPROVED BY :	G.M.MOHD.AL SAAB		
		PRINTED BY :	XAVIER	P-36	

مخطط يوضح موقع عدادات الكهرباء فى غرفة الكهرباء حسب ترقيم الأدوار

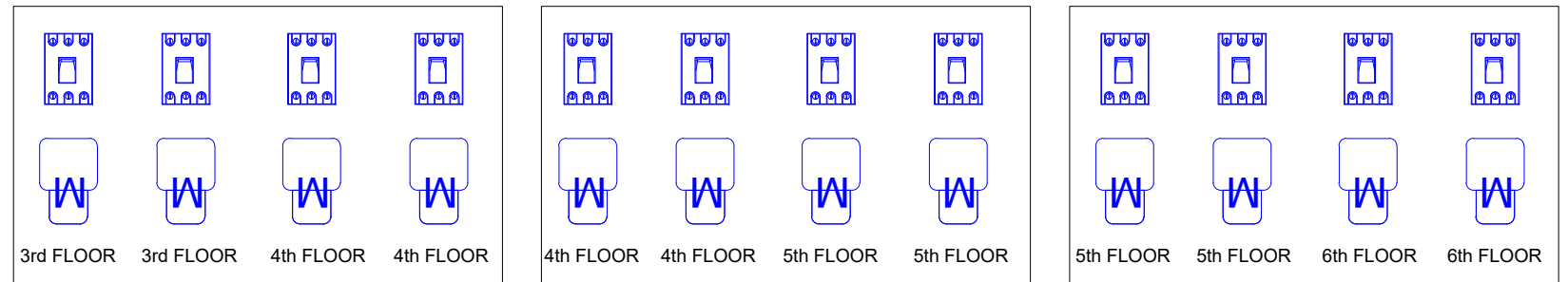
PLAN SHOWING ELECTRIC METER IN ELECTRICAL ROOM ACCORDING TO FLOOR NUMBER



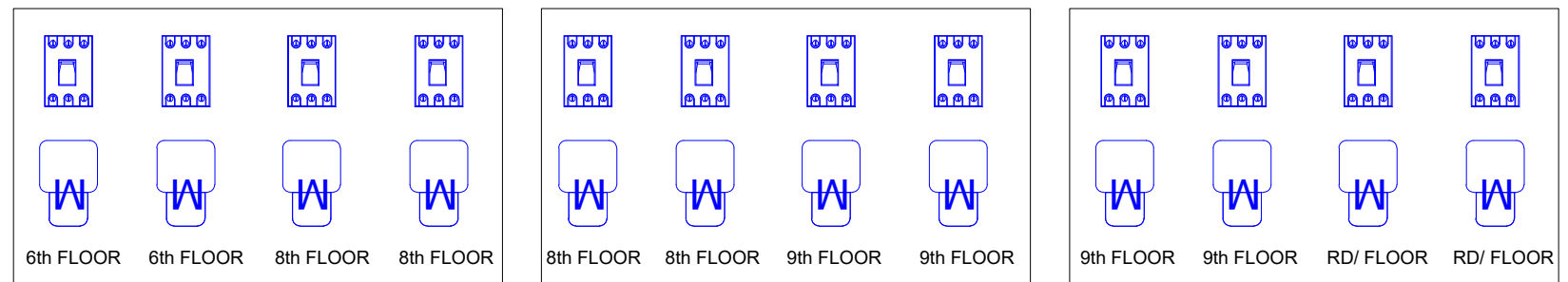
SECTION A



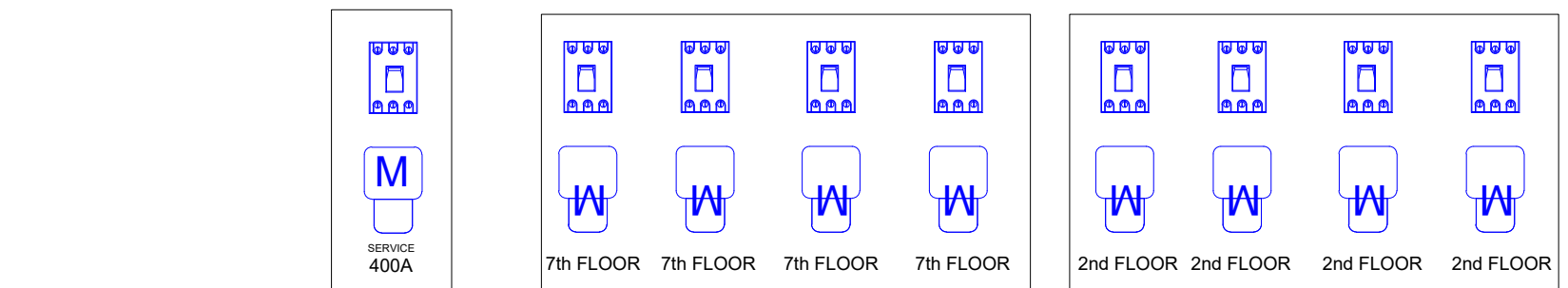
SECTION B



SECTION C



SECTION D



ROWDH AL KHUZAMA EST.

PO . BOX 221044 RIYADH 11311 KSA TEL. 2474401

PROJECT:	TOWER 1
LOCATION :	DAMMAM
DATE :	OCT 15, 2015
SCALE :	NTS

DESIGNED BY :	XAVIER
DRAWN BY :	XAVIER
CHECKED BY :	G.M.MOHD.AL SAAB
APPROVED BY :	G.M.MOHD.AL SAAB
PRINTTED BY :	XAVIER

DRAWING TITLE :

LOCATION OF KILOWATTS HOUR METER

FLOOR :

GROUND FLOOR

P-37