



روض الخزامى
RAWDH ALKHUZAMA

مشايرم البدور

www.al-budoor.net

كتيب إرشادات استخدام
العمارة والشقة

مشروع البدور 13



OWNER'S
UTILITIES MANUAL

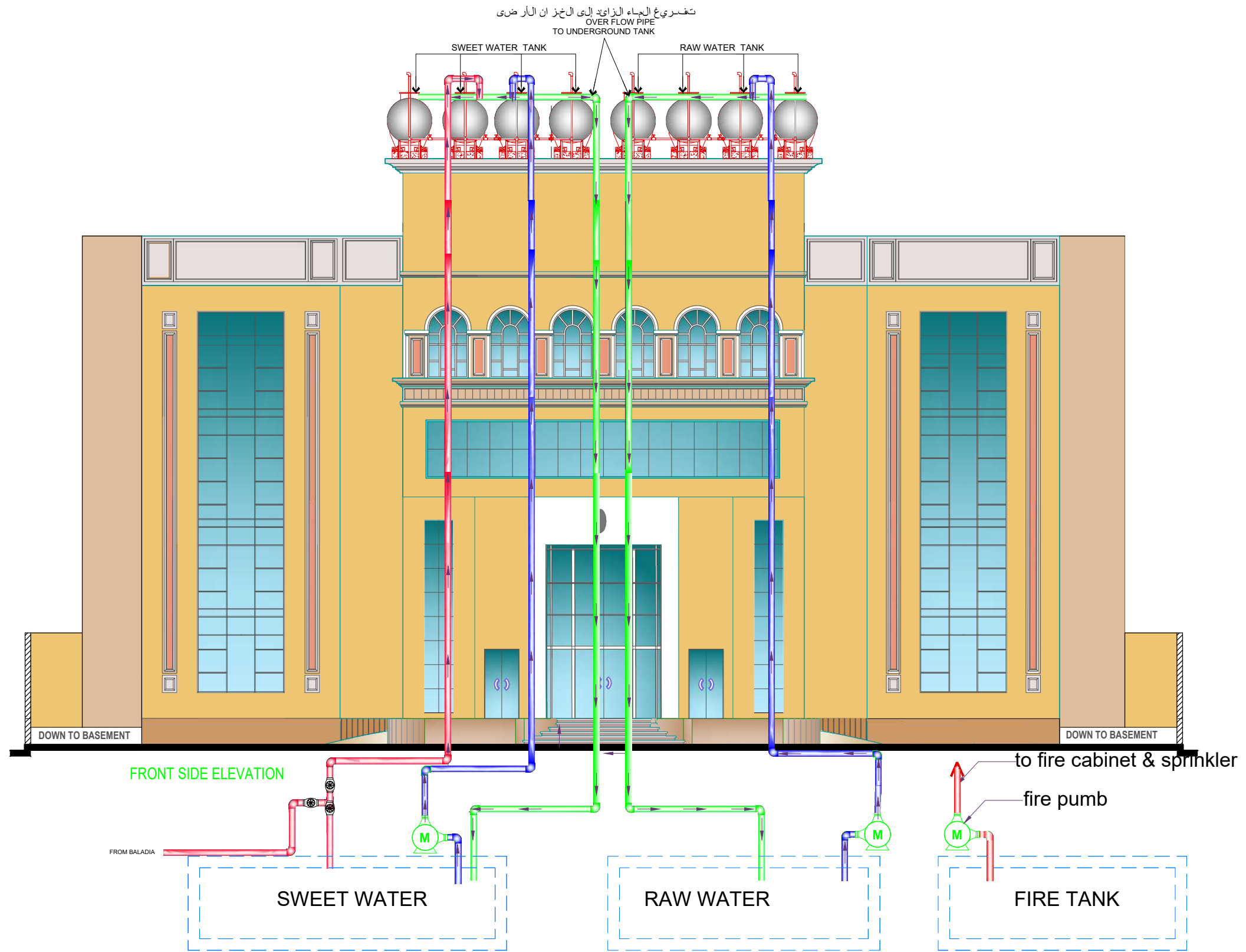
الدمام

شقق تملك

PAGE NUMBER	CONTENT
1	SWEET WATER SUPPLY TO OVERHEAD TANK
2	OVERHEAD TANK WATER DISTRIBUTION LAYOUT
3	LOCATION OF WATER METER AT ROOFTOP
4	SEWRAGE LAYOUT FOR BASEMENT
5	SEWRAGE LAYOUT FOR GROUND FLOOR
6	SEWRAGE LAYOUT FOR MEZZANINE FLOOR
7	SEWRAGE LAYOUT FOR FIRST FLOOR
8	SEWRAGE LAYOUT FOR SECOND FLOOR
9	SEWRAGE LAYOUT FOR ROOF DECK FLOOR
10	AIR CONE DISTRIBUTION BASEMENT FLOOR
11	AIR CONE DISTRIBUTION GROUND FLOOR
12	AIR CONE DISTRIBUTION MEZZANINE FLOOR
13	AIR CONE DISTRIBUTION FIRST FLOOR
14	AIR CONE DISTRIBUTION SECOND FLOOR
15	AIR CONE DISTRIBUTION ROOF DECK FLOOR
16	AIR CONE COMPRESSOR DISTRIBUTION ROOF TOP
17	CABLE-TRY DISTRIBUTION BASEMENT FLOOR
18	CABLE-TRY DISTRIBUTION GROUND FLOOR
19	CABLE-TRY DISTRIBUTION MEZZANINE FLOOR
20	CABLE-TRY DISTRIBUTION TYPICAL FLOOR
21	CABLE-TRY DISTRIBUTION ROOF DECK FLOOR
22	TELEPHONE LINE DIAGRAM
23	SCHEMATIC WIRING DIAGRAM
24	FIRE FIGHTING DISTRIBUTION BASEMENT FLOOR
25	FIRE FIGHTING DISTRIBUTION GROUND FLOOR
26	FIRE FIGHTING DISTRIBUTION MEZZANINE FLOOR
27	FIRE FIGHTING DISTRIBUTION TYPICAL FLOOR
28	FIRE FIGHTING DISTRIBUTION ROOF DECK FLOOR
29	MECHANICAL ROOM DETAIL
30	FIRE ALARM DISTRIBUTION BASEMENT FLOOR
31	FIRE ALARM DISTRIBUTION GROUND FLOOR
32	FIRE ALARM DISTRIBUTION MEZZANINE FLOOR
33	FIRE ALARM DISTRIBUTION TYPICAL FLOOR
34	FIRE ALARM DISTRIBUTION ROOF DECK FLOOR
35	SCHEMATIC PIPING DIAGRAM
36	PARKING DISTRIBUTION PLAN
37	

رقم الصفحة	عنوان
1	مخطط تمديدات الماء الحلو من الخزان الأرضي إلى الخزان العلوي مع توضيح المضخة
2	. مخطط يوضح توزيع مواسير الماء من الخزان العلوي إلى جميع الأدوار
3	. مخطط يوضح توزيع مواسير الماء من الخزان العلوي إلى جميع الأدوار
4	. مخطط يوضح تمديدات الصرف بالدور الأرضي
5	. مخطط يوضح تمديدات الصرف بالدور الأرضي
6	. مخطط يوضح تمديدات الصرف بالميزانين
7	. مخطط يوضح تمديدات الصرف بالدور الأول
8	. مخطط يوضح تمديدات الصرف بالدور الثاني
9	. مخطط يوضح تمديدات الصرف بالدور الأخير
10	. مخطط توزيع تكيفي بالدور
11	. مخطط توزيع التكيفي بالدور الأرضي
12	. مخطط توزيع التكيفي بالميزانين
13	. مخطط توزيع التكيفي بالدور الأول
14	. مخطط توزيع التكيفي بالدور الثاني
15	. مخطط توزيع التكيفي بالدور الأخير
16	. مخطط يوضح أمكنة توزيع المكيفات على السطح للمبنى كامل
17	. مخطط توزيع كيببل تراي بالدور
18	. مخطط توزيع كيببل تراي بالدور الأرضي
19	. مخطط توزيع كيببل تراي بالميزانين
20	. مخطط توزيع كيببل تراي بالدور الثاني
21	. مخطط توزيع كيببل تراي بالدور الأخير
22	. مخطط يوضح تمديدات الهاتف من الشارع إلى الأدوار
23	. مخطط اسلاك
24	. مخطط يوضح نظام رشاشات مياه الحريق + صنناريق الحريق بالدور
25	. مخطط يوضح نظام الحريق بالدور الأرضي
26	. مخطط يوضح نظام الحريق بالميزانين
27	. مخطط يوضح نظام الحريق بالأدوار المتكبره
28	. مخطط يوضح نظام الحريق بالدور الأخير
29	. مخطط يوضح جميع التمديدات داخل غرفة الخدمات
30	. مخطط يوضح نظام الإطفاء بالدور
31	. مخطط يوضح نظام الإطفاء بالدور الأرضي
32	. مخطط يوضح نظام الإطفاء بالميزانين
33	. مخطط يوضح نظام الإطفاء بالدور الأول
34	. مخطط يوضح نظام الإطفاء بالدور المتكبر
35	. مخطط مواسير
36	. مخطط يوضح توزيع مواقف السيارات
37	

مخطط تخطيطات المياه الحلو ومن الخزانات الأرضية إلى الخزانات العلوية مع توضيح المضخة
 PLAN SHOWING THE LAYOUT OF PIPE FROM UNDERGROUND TANK TO OVERHEAD TANK



LEGEND:



OVERHEAD WATER TANK

WATER MOTOR



SWEET WATER PIPE 1"



FROM BALADIA PIPE 1"



OVERFLOW PIPE 1 1/4"

ROWDH AL KHUZAMA EST.

PO . BOX 221044 RIYADH 11311 KSA TEL. 2474401

PROJECT:	BUILDING-13
LOCATION :	DAMMAM
DATE :	janu.-25 , 2016
SCALE :	NTS

DESIGNED BY :	
DRAWN BY :	
CHECKED BY :	G.M.MOHD.AL SAAB
APPROVED BY :	G.M.MOHD.AL SAAB
PRINTED BY :	

DRAWING TITLE :

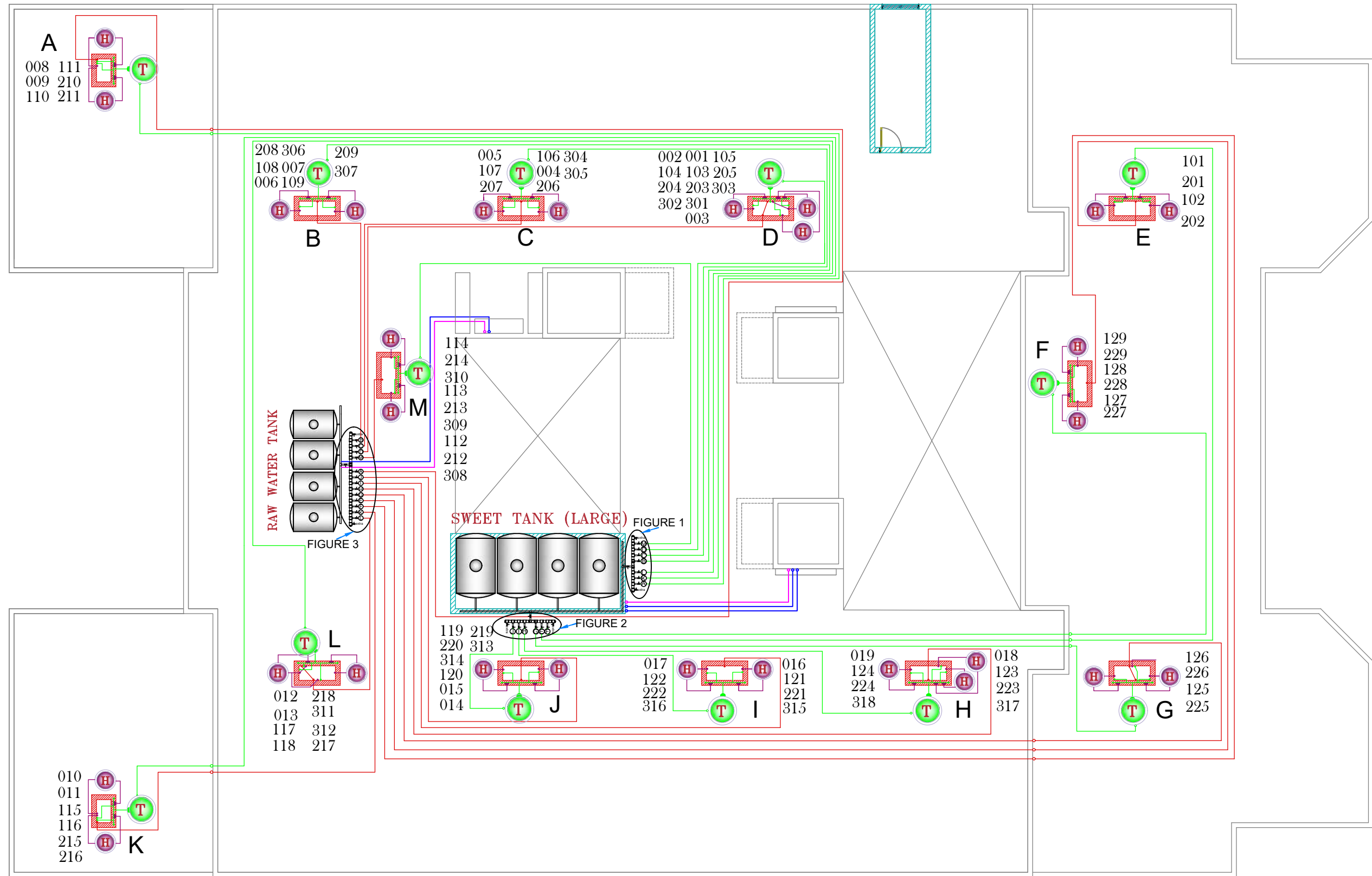
SWEET & RAW WATER SUPPLY TO OVERHEAD TANK

FLOOR :

P-1

مخطط يوضح توزيع مواسير الماء من الخزان العلوي الى جميع الأدوار .

OVERHEAD TANK WATER DISTRIBUTION LAYOUT



LEGEND:

	WATER HEATER..		1 "SWEET WATER SUPPLY
	SMALL TANK..		3/4" HOT WATER SUPPLY
	SHAFT		1 1/4" OVER FLOW PIPE
	1 1/4" RAW WATER SUPPLY		1 " WATER FILLING PIPE

ROWDH AL KHUZAMA EST.

PO . BOX 221044 RIYADH 11311 KSA TEL. 4651555

PROJECT:	BUILDING-13
LOCATION :	DAMMAM
DATE :	janu.-25- 2016
SCALE :	NTS

DESIGNED BY :	
DRAWN BY :	
CHECKED BY :	G.M.MOHD.AL SAAB
APPROVED BY :	G.M.MOHD.AL SAAB
PRINTED BY :	

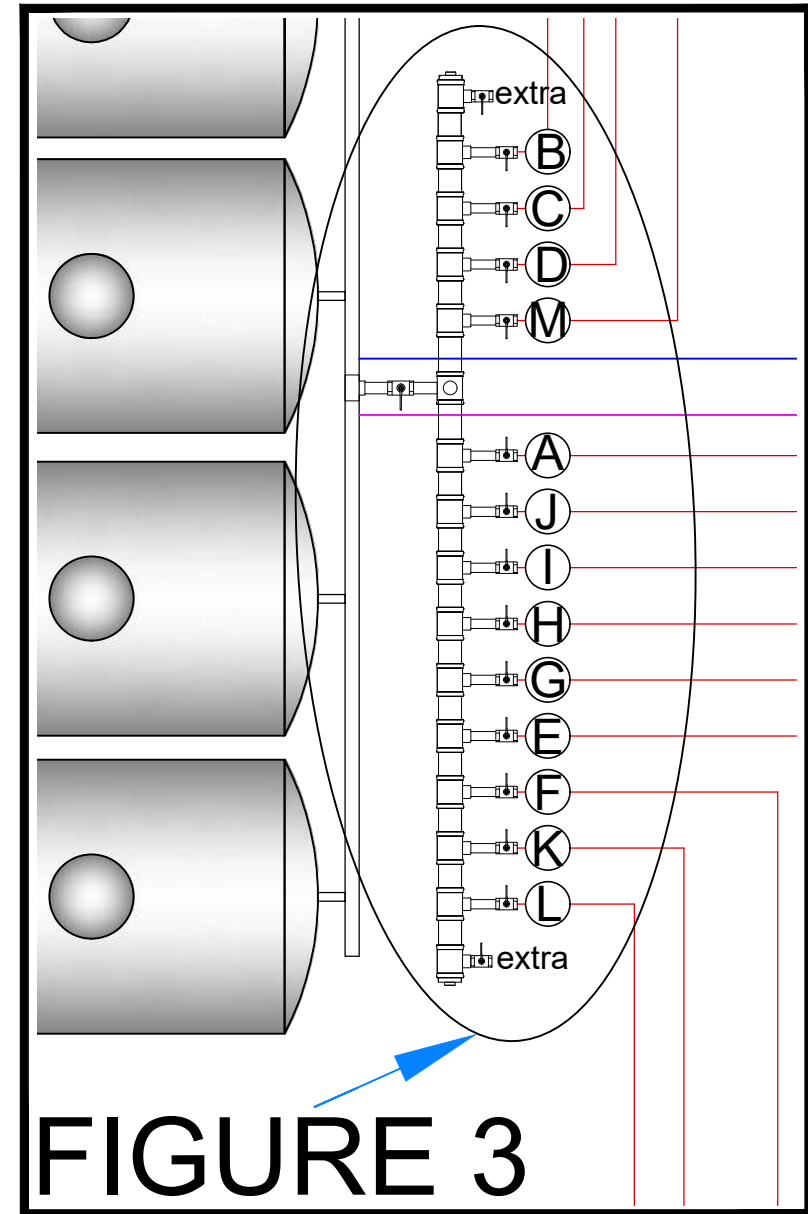
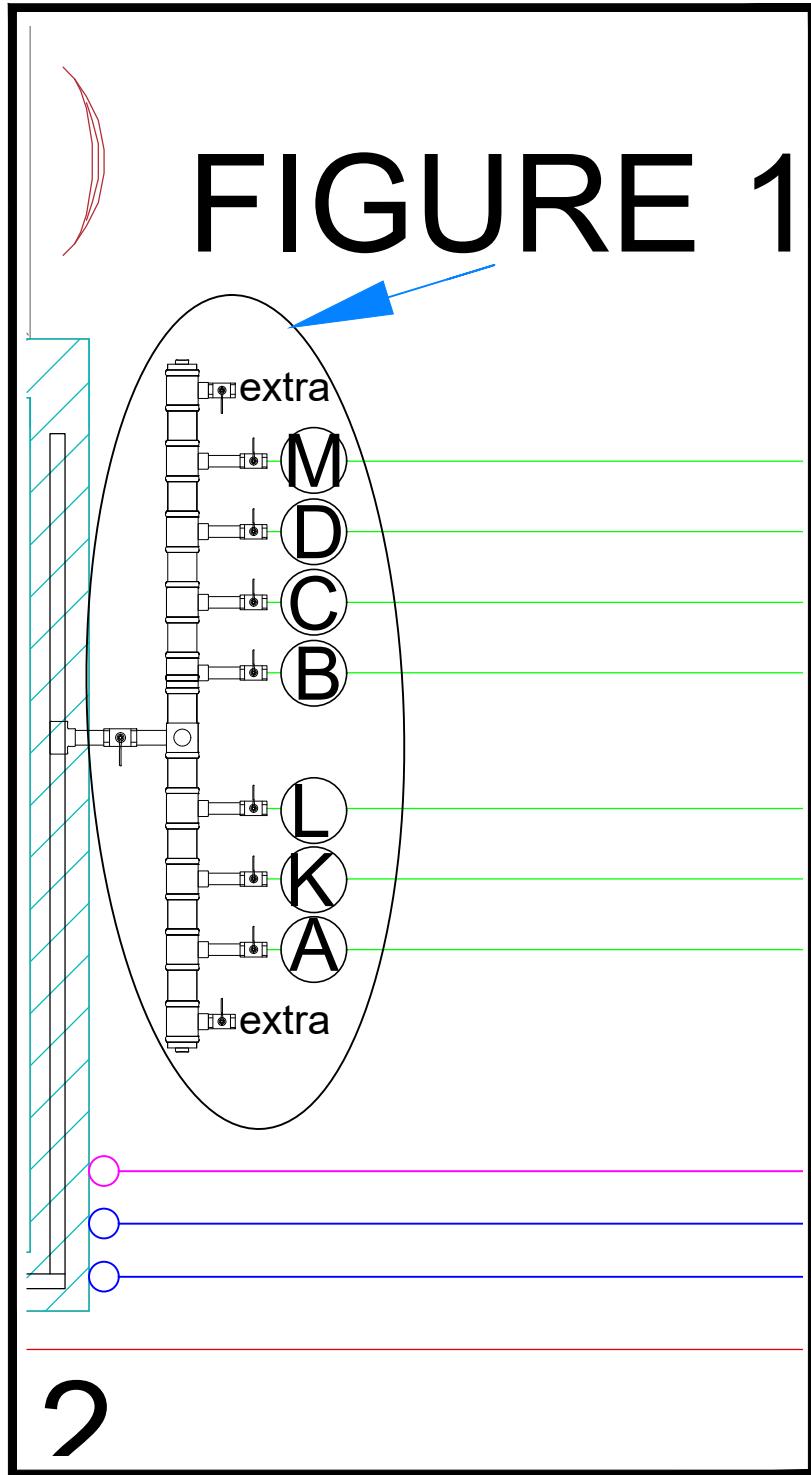
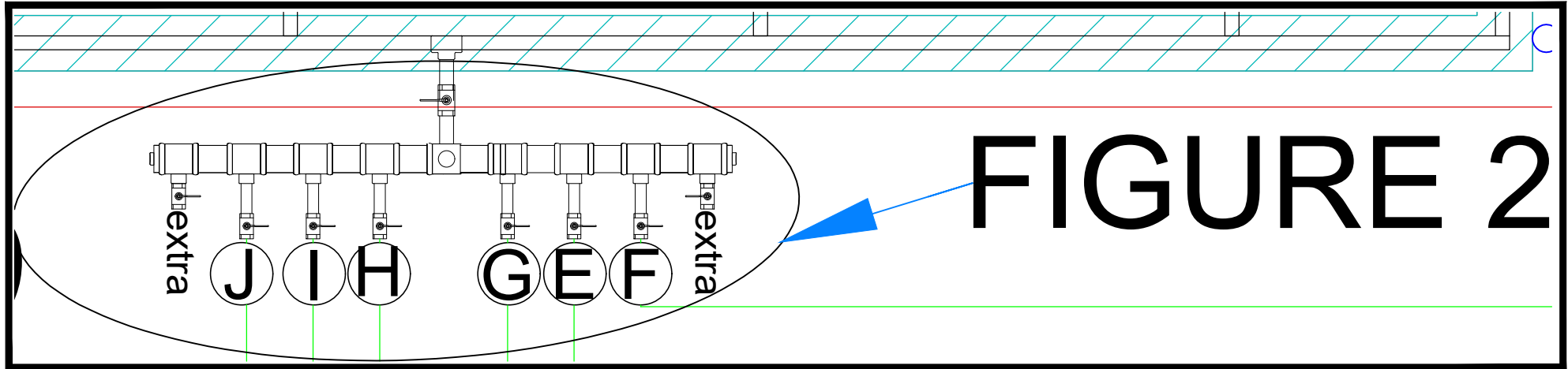
DRAWING TITLE :

OVERHEAD TANK SWEET&RAW
WATER DISTRIBUTION

FLOOR :
ROOF TOP

مخطط يوضح توزيع مواسير الماء من الخزان العلوي الى جميع الأدوار

LOCATION OF WATER METER AT ROOFTOP



LEGEND:

ROWDH AL KHUZAMA EST.

PO . BOX 221044 RIYADH 11311 KSA TEL. 4651555

PROJECT:	BUILDING-13
LOCATION :	DAMMAM
DATE :	janu.-25, 2016
SCALE :	NTS

DESIGNED BY :	
DRAWN BY :	
CHECKED BY :	G.M.MOHD.AL SAAB
APPROVED BY :	G.M.MOHD.AL SAAB
PRINTED BY :	

DRAWING TITLE :

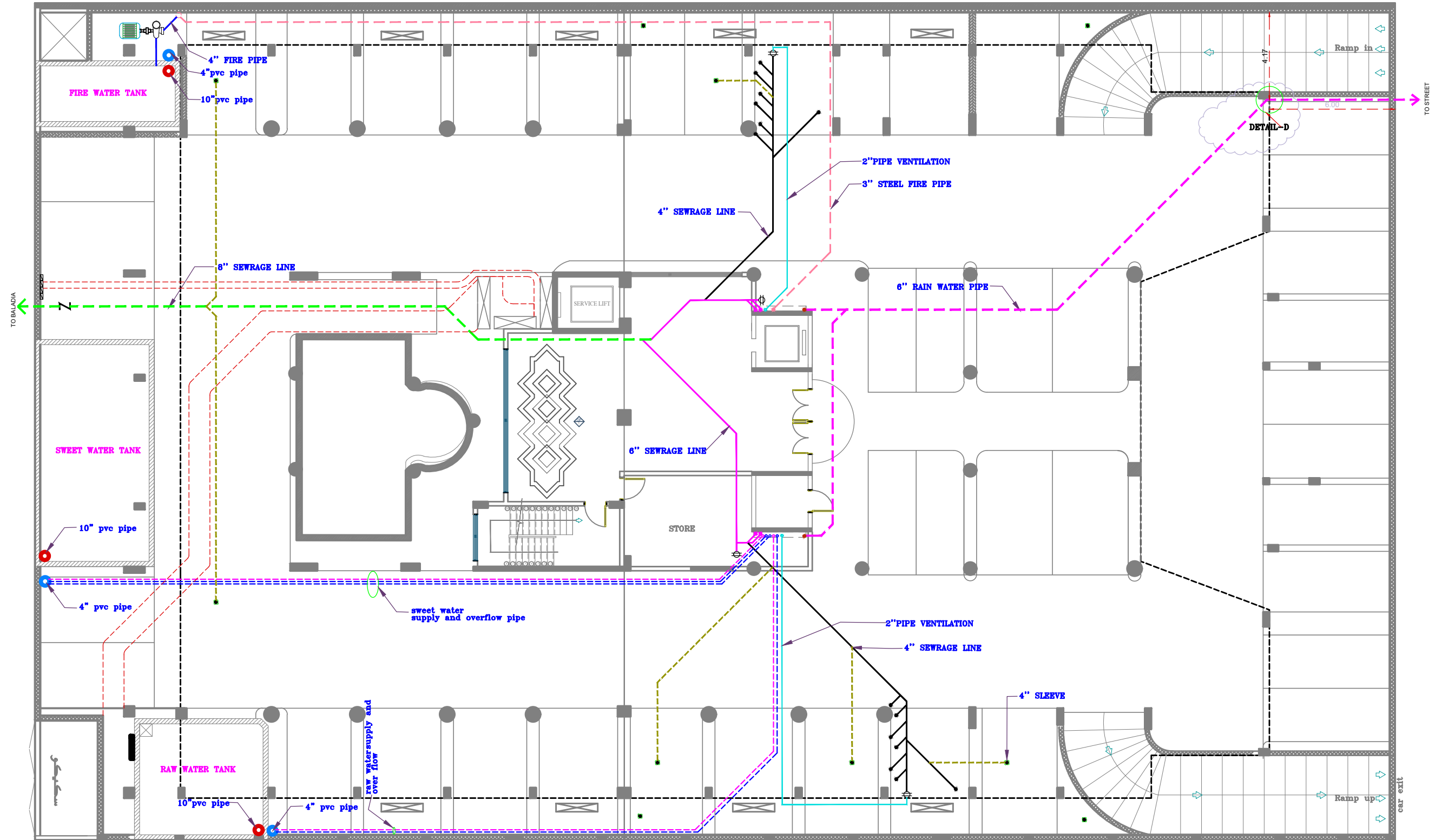
OVERHEAD TANK WATER DISTRIBUTION

FLOOR :

ROOF TOP

مخطط يوضح تميمديتات الصرف بالبدروم

PLAN SHOWING THE SEWERAGE SYSTEM
FROM MANHOLE TO BALADIA SEWERAGE LINE FOR BASEMENT



- 1" WATER FILLING PIPE (RAW&SWEET) ---
- 1 1/4" OVERFLOW PIPE (RAW&SWEET) ---
- 2" AIR PIPE ---
- 3" FIRE PIPE ---

- 4" DRAIN SUGGESION ---
- 6" SEWRAGE LINE ---
- 6" RAIN WATER PIPE ---
- 8" SEWRAGE PIPE ---
- CABLE TRY ---
- 4" SEWRAGE ---

ROWDH AL KHUZAMA EST.

PO. BOX 221044 RIYADH 11311 KSA TEL. 4651555

PROJECT:	(BUILDING-13)
LOCATION:	High Hagger
DATE:	janu,25,2016
SCALE:	NTS

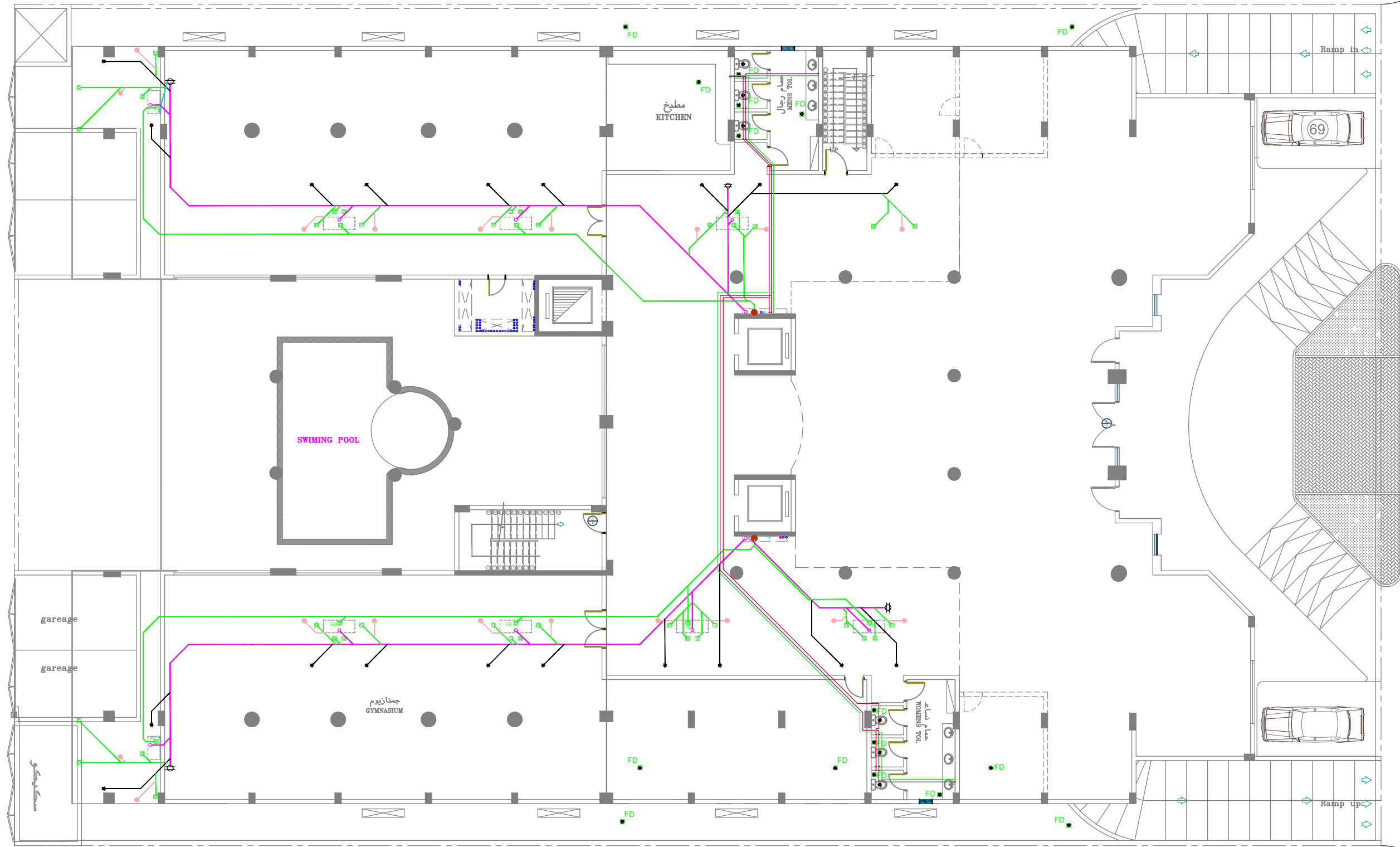
DESIGNED BY :	
DRAWN BY :	
CHECKED BY :	G.M.MOHD.AL SAAB
APPROVED BY :	G.M.MOHD.AL SAAB
PRINTED BY :	MOKADDAR

DRAWING TITLE :

SEWRAGE PLAN

FLOOR :
BASEMENT FLOOR

مخطط يوضح تمديدات الصرف بالادور الارضي
SEWAGE LAYOUT GROUND FLOOR



GROUND FLOOR

1 1/2" WASH BAISON DRAIN ———
2" FLOOR DRAIN ———
2" SHAFT DRAIN ———
6" SEWRAGE LINE ———
4"SEWRAGE ———

2" AIR FOR SEWRAGE PIPE ———
2" SWEET WATER SUPPLY ———
1 1/4" RAW WATER SUPPLY ———
1 1/4" HEET WATER SUPPLY ———
FLOOR DRAIN FD

ROWDH AL KHUZAMA EST.

PO . BOX 221044 RIYADH 11311 KSA TEL. 4651555

PROJECT :	(BUILDING-13)
LOCATION :	DAMMAM
DATE :	janu, 25,2016
SCALE :	NTS

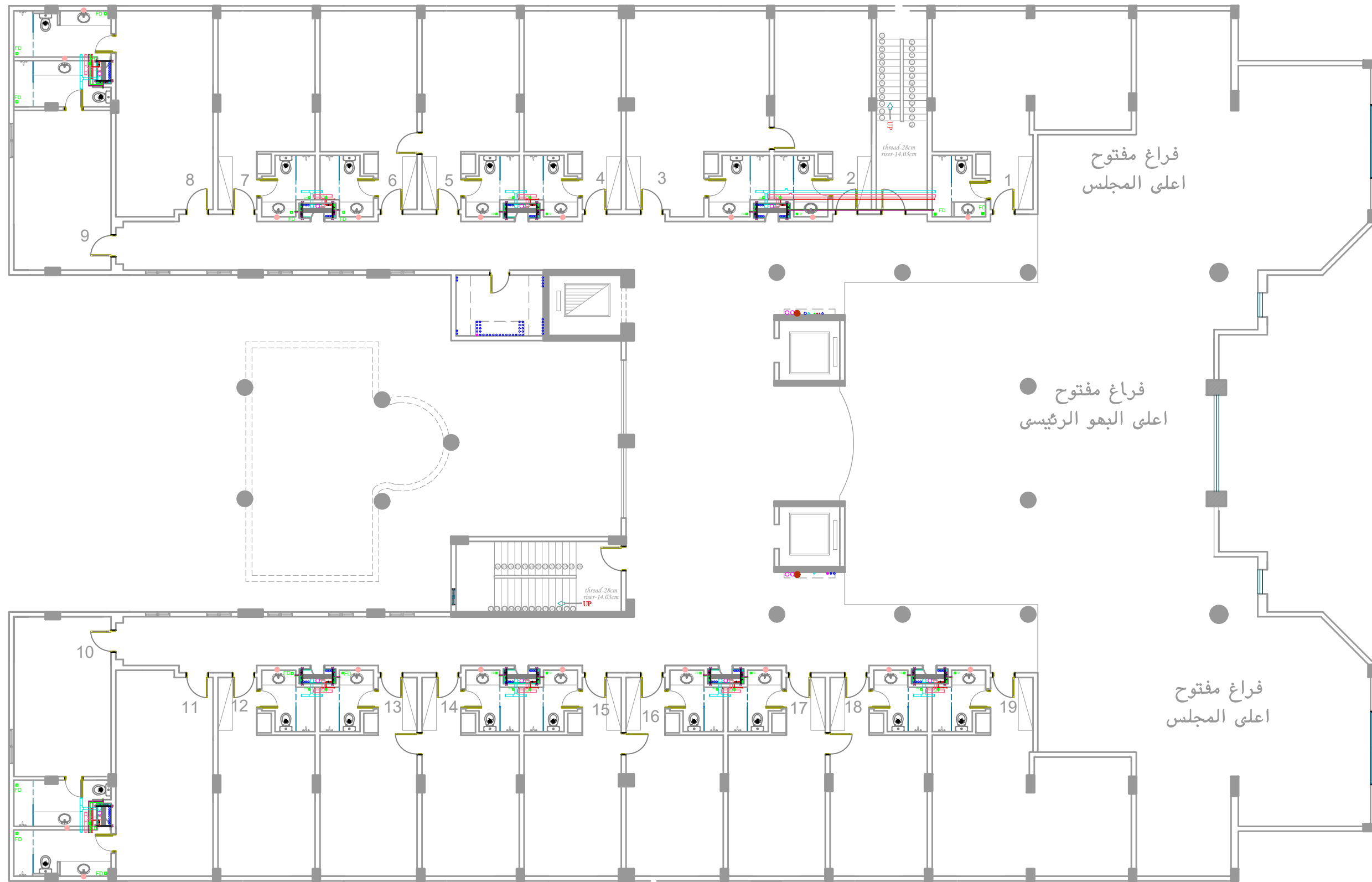
DESIGNED BY :	
DRAWN BY :	
CHECKED BY :	G.M.MOHD.AL SAAB
APPROVED BY :	G.M.MOHD.AL SAAB
PRINTED BY :	MOKADDAR

DRAWING TITLE :
SEWRAGE PLAN

FLOOR :
GROUND FLOOR

P-5

مخطط يوضح تمديدات الصرف بالميزانين
SEWRAGE LAYOUT FOR MEZZANINE FLOOR



MEZZANINE FLOOR

- 1½" WASH BAISON DRAIN ○
- VENTILATION 4" —
- 6" EXHAUST FAN —
- 2" SWEET WATER SUPPLY —
- 1½" RAW WATER SUPPLY —
- 1½" HEET WATER SUPPLY —
- FLOOR DRAIN * FD

ROWDH AL KHUZAMA EST.

PO . BOX 221044 RIYADH 11311 KSA TEL. 4651555

PROJECT :	(BUILDING-13)
LOCATION :	DAMMAM
DATE :	janu,25,2016
SCALE :	NTS

DESIGNED BY :	
DRAWN BY :	
CHECKED BY :	G.M.MOHD.AL SAAB
APPROVED BY :	G.M.MOHD.AL SAAB
PRINTED BY :	MOKADDAR

DRAWING TITLE :

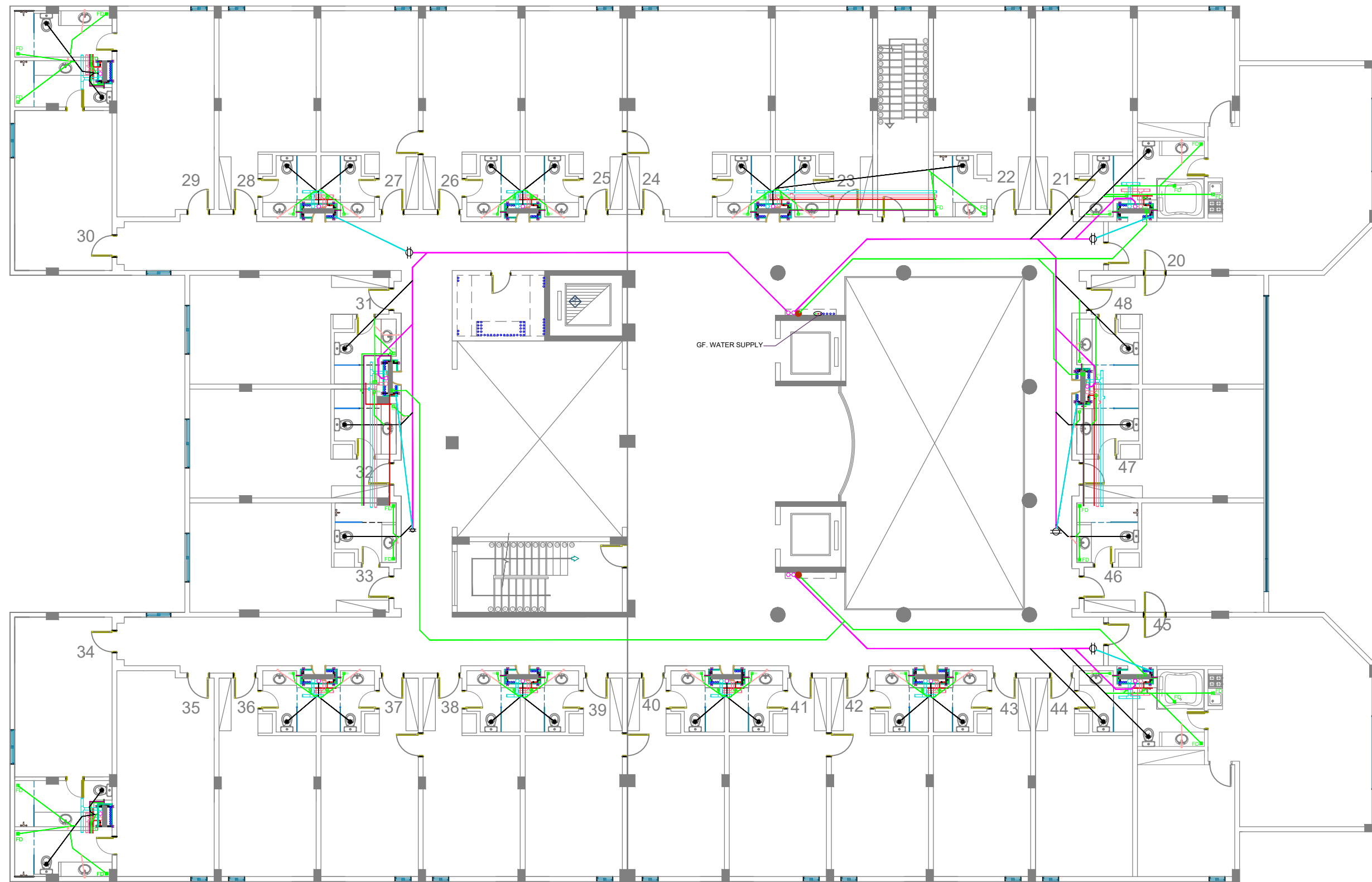
SEWRAGE PLAN

FLOOR :

MEZZANINE FLOOR

P-6

مخطط يوضح تمديدات الصرف بال دور الاول .
SEWERAGE LAYOUT FOR FIRST FLOOR



FIRST FLOOR

VENTILATION 4" ———	1 1/2" WASH BASIN DRAIN ———
6" EXHAUST FAN ———	2" FLOOR DRAIN ———
2" SWEET WATER SUPPLY ———	2" FLOOR DRAIN PIPE ———
1 1/4" RAW WATER SUPPLY ———	6" SEWERAGE LINE ———
1 1/4" HEET WATER SUPPLY ———	4" SEWERAGE ———
	2" AIR FOR SEWERAGE PIPE ———

ROWDH AL KHUZAMA EST.
PO . BOX 221044 RIYADH 11311 KSA TEL. 4651555

PROJECT :	(BUILDING-13)
LOCATION :	DAMMAM
DATE :	janu,25,2016
SCALE :	NTS

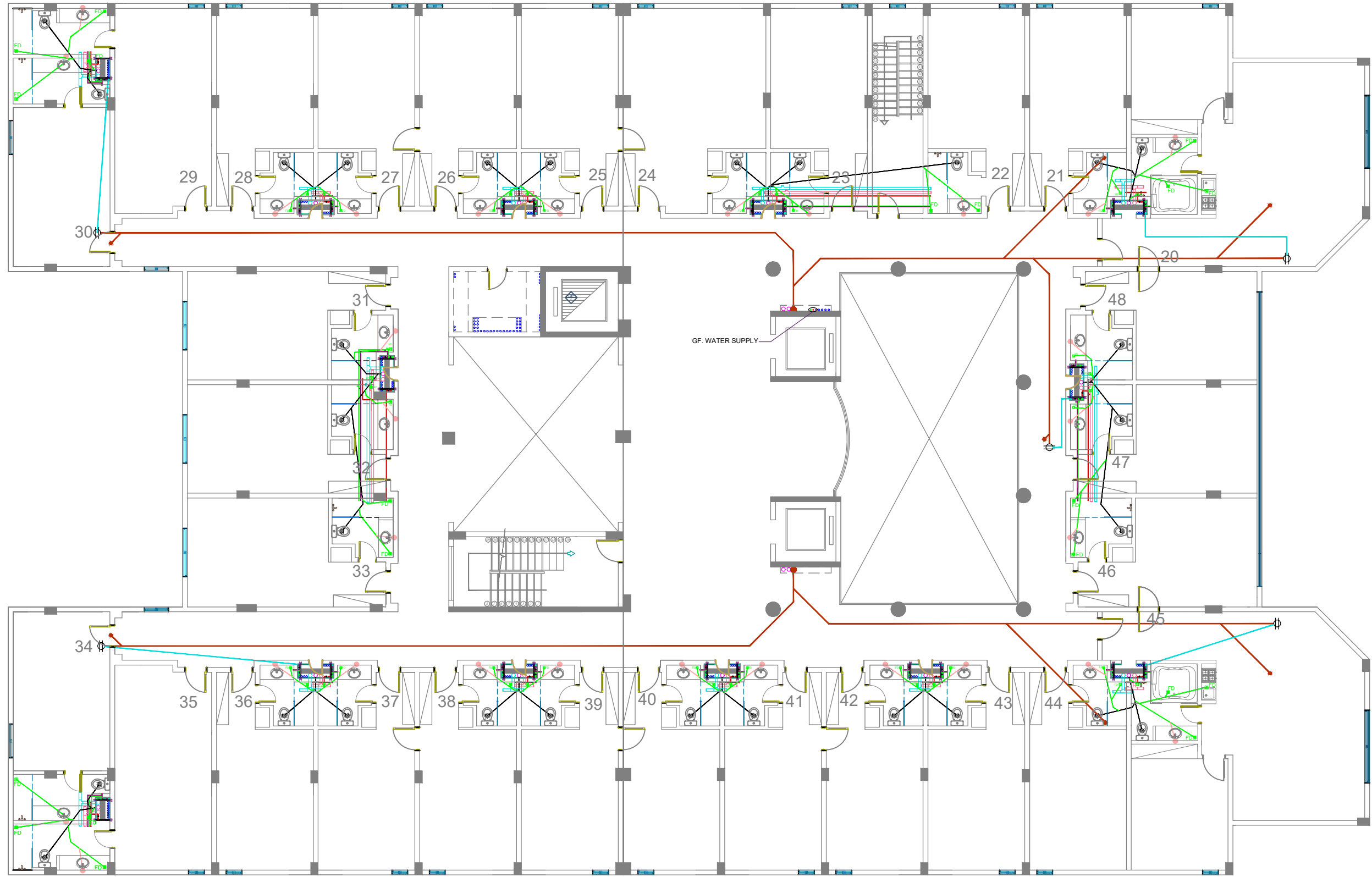
DESIGNED BY :	
DRAWN BY :	
CHECKED BY :	G.M.MOHD.AL SAAB
APPROVED BY :	G.M.MOHD.AL SAAB
PRINTED BY :	MOKADDAR

DRAWING TITLE :
SEWERAGE PLAN

FLOOR :
FIRST FLOOR

P-7

مخطط يوضح تمديدات الصرف بال دور الثاني
SEWRAGE LAYOUT FOR SECOND FLOOR



SECOND FLOOR

2" AIR FOR SEWRAGE PIPE	4"RAIN WATER
VENTILATION 4"	1½" WASH BAISON DRAIN
6" EXHAUST FAN	2" FLOOR DRAIN
2" SWEET WATER SUPPLY	2" FLOOR DRAIN PIPE
1¼" RAW WATER SUPPLY	6" SEWRAGE LINE
1¼" HEET WATER SUPPLY	4"SEWRAGE

ROWDH AL KHUZAMA EST.

PO . BOX 221044 RIYADH 11311 KSA TEL. 4651555

PROJECT:	(BUILDING-13)
LOCATION :	DAMMAM
DATE :	janu, 25,2016
SCALE :	NTS

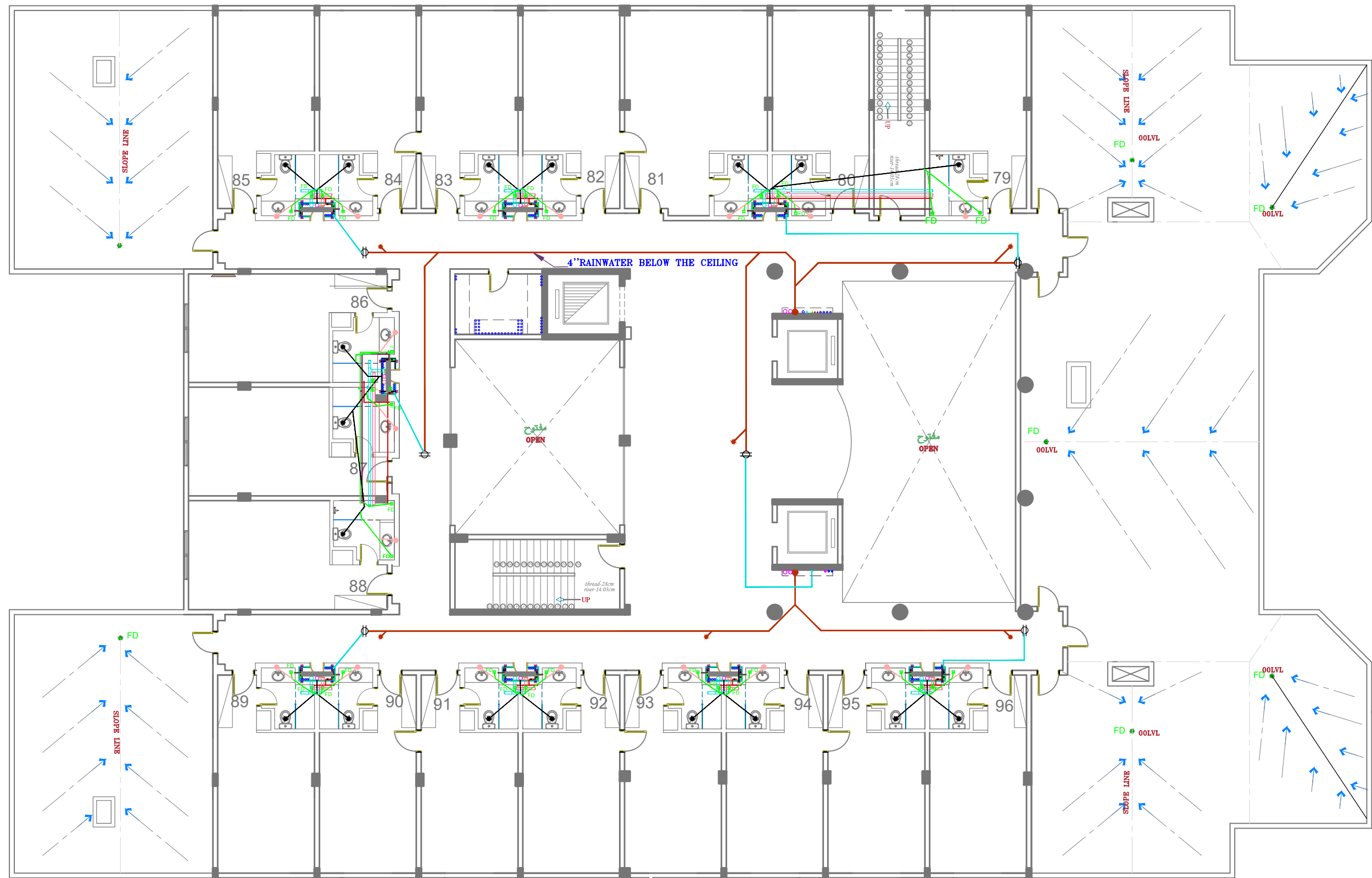
DESIGNED BY :	
DRAWN BY :	
CHECKED BY :	G.M.MOHD.AL SAAB
APPROVED BY :	G.M.MOHD.AL SAAB
PRINTED BY :	MOKADDAR

DRAWING TITLE :
SEWRAGE PLAN

FLOOR :
SECOND FLOOR

مخطط يوضح تمديدات الصرف بالدور الأخير

SEWRAGE LAYOUT FOR ROOF DECK FLOOR



ROOF DECK FLOOR

- 2" AIR FOR SEWRAGE PIPE ———
- VENTILATION 4" ———
- 6" EXHAUST FAN ———
- 2" SWEET WATER SUPPLY ———
- 1 1/4" RAW WATER SUPPLY ———
- 1 1/4" HEET WATER SUPPLY ———
- 1 1/2" WASH BAISSON DRAIN ———
- 2" FLOOR DRAIN ———
- 2" FLOOR DRAIN PIPE ———
- 6" SEWRAGE LINE ———
- 4" SEWRAGE ———

ROWDH AL KHUZAMA EST.

PO . BOX 221044 RIYADH 11311 KSA TEL. 4651555

PROJECT :	(BUILDING-13)
LOCATION :	DAMMAM
DATE :	janu, 25,2016
SCALE :	NTS

DESIGNED BY :	
DRAWN BY :	
CHECKED BY :	G.M.MOHD.AL SAAB
APPROVED BY :	G.M.MOHD.AL SAAB
PRINTED BY :	MOKADDAR

DRAWING TITLE :

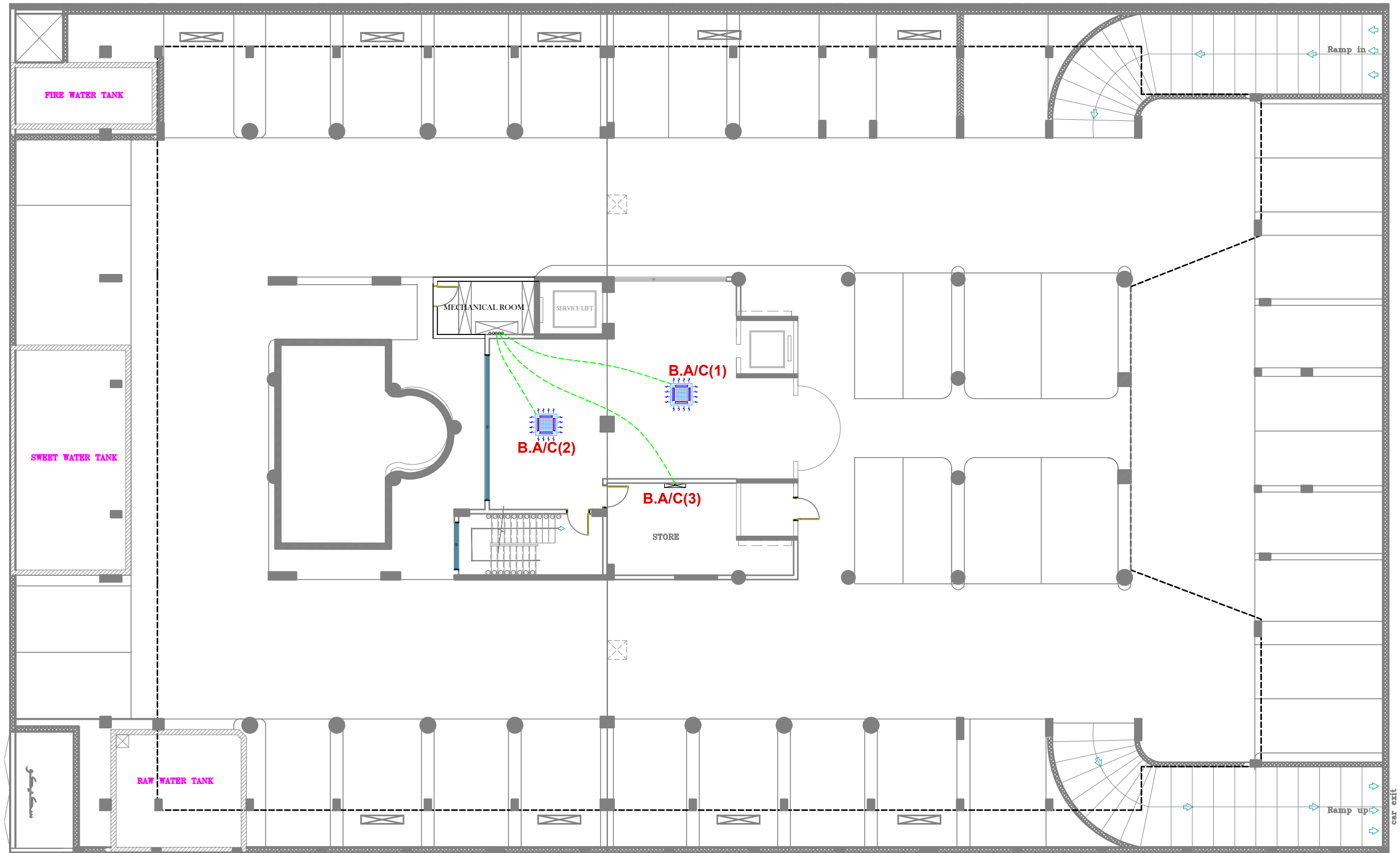
SEWRAGE PLAN

FLOOR :

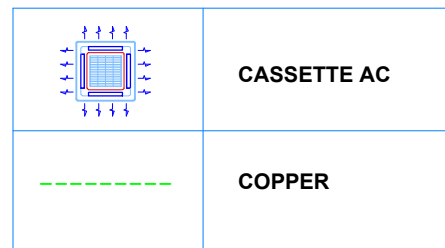
ROOF DECK FLOOR

مخطط توزيع تكيف الابدروم .

AIR CONE DISTRIBUTION BASEMENT FLOOR



BASEMENT FLOOR



ROWDH AL KHUZAMA EST.

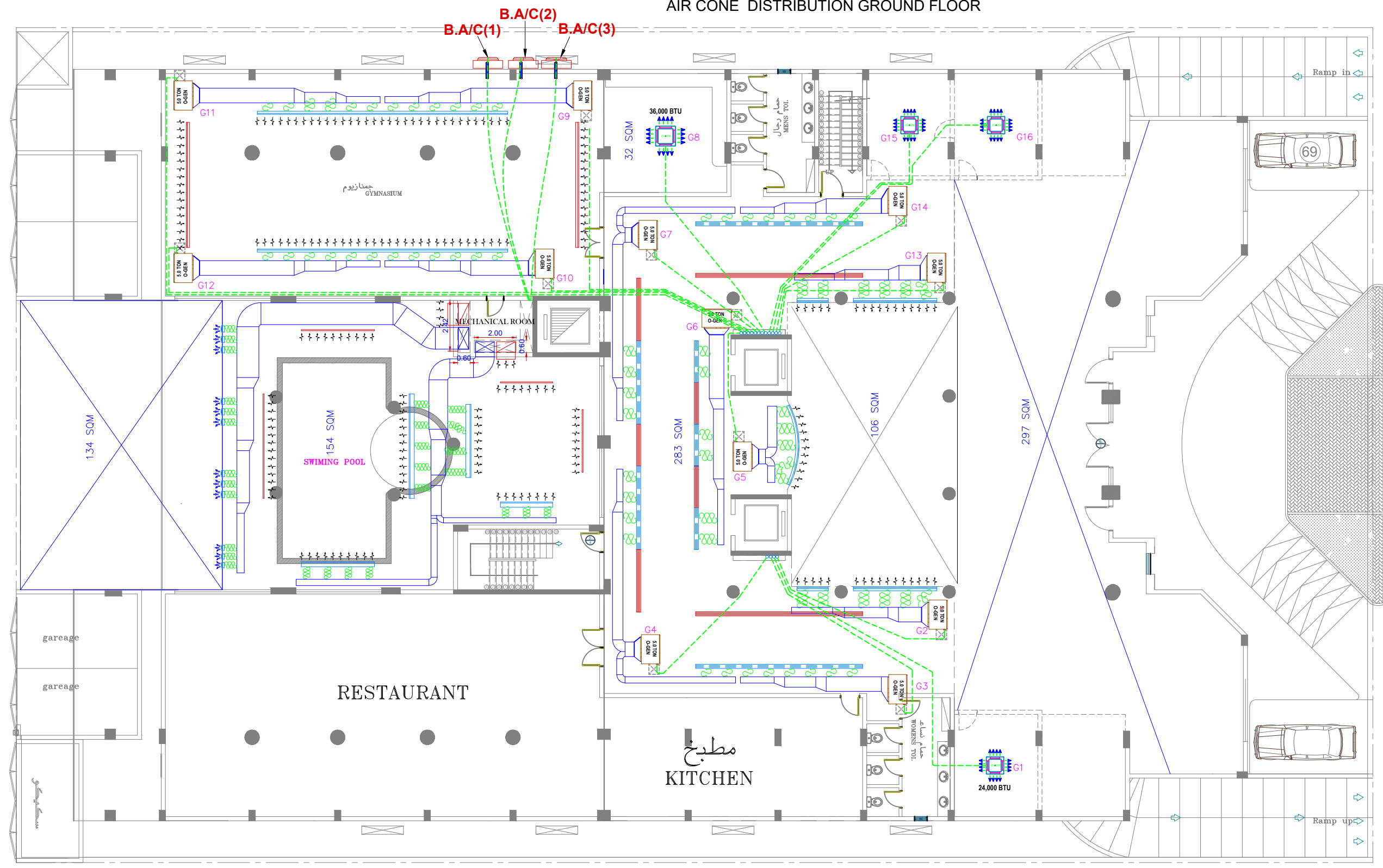
PO . BOX 221044 RIYADH 11311 KSA TEL. 2474401

PROJECT :	(BUILDING-13)
LOCATION :	DAMMAM
DATE :	janu, 25,2016
SCALE :	NTS

DESIGNED BY :	
DRAWN BY :	
CHECKED BY :	G.M.MOHD.AL SAAB
APPROVED BY :	G.M.MOHD.AL SAAB
PRINTED BY :	MOKADDAR

DRAWING TITLE :	COMPRESSOR LOCATION
FLOOR :	

مخطط توزيع التكييف بالدور الارضي
AIR CONE DISTRIBUTION GROUND FLOOR



GROUND FLOOR

	AIRCON UNIT		RETURN GRILL
	CASSETTE AC		COPPER
	SUPPLY GRILL		

ROWDH AL KHUZAMA EST.

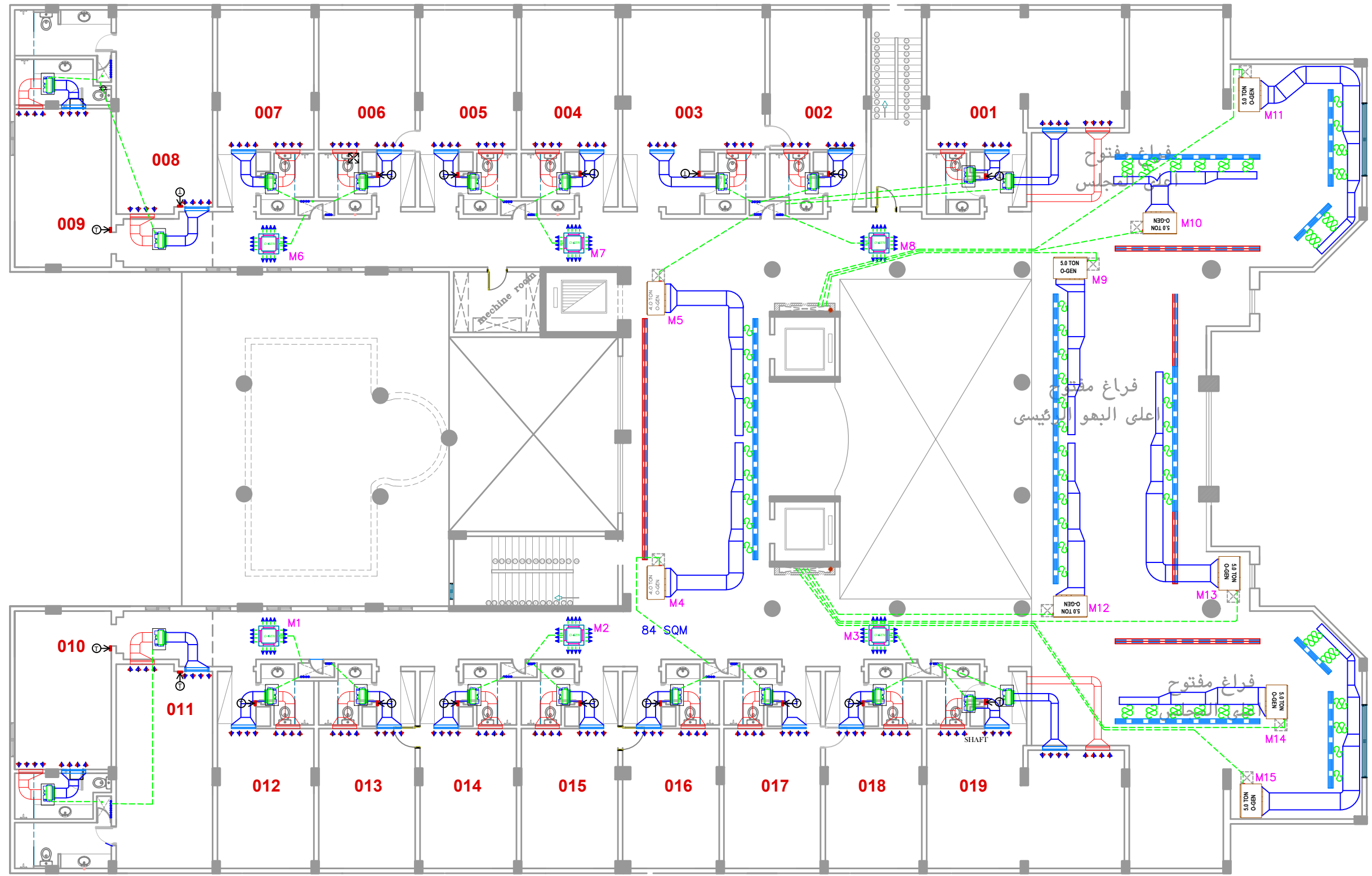
PO. BOX 221044 RIYADH 11311 KSA TEL. 2474401

PROJECT:	(BUILDING-13)
LOCATION :	DAMMAM
DATE :	janu, 25,2016
SCALE :	NTS

DESIGNED BY :	
DRAWN BY :	
CHECKED BY :	G.M.MOHD.AL SAAB
APPROVED BY :	G.M.MOHD.AL SAAB
PRINTED BY :	MOKADDAR

DRAWING TITLE :	COMPRESSOR LOCATION
FLOOR :	

مخطط توزيع التكييف بالميزانين
 AIR CONE DISTRIBUTION MEZZANINE FLOOR



MEZZANINE FLOOR

	AIRCON UNIT		SUPPLY GRILL
	CASSETTE AC		RETURN GRILL
			COPPER

ROWDH AL KHUZAMA EST.
 PO . BOX 221044 RIYADH 11311 KSA TEL. 2474401

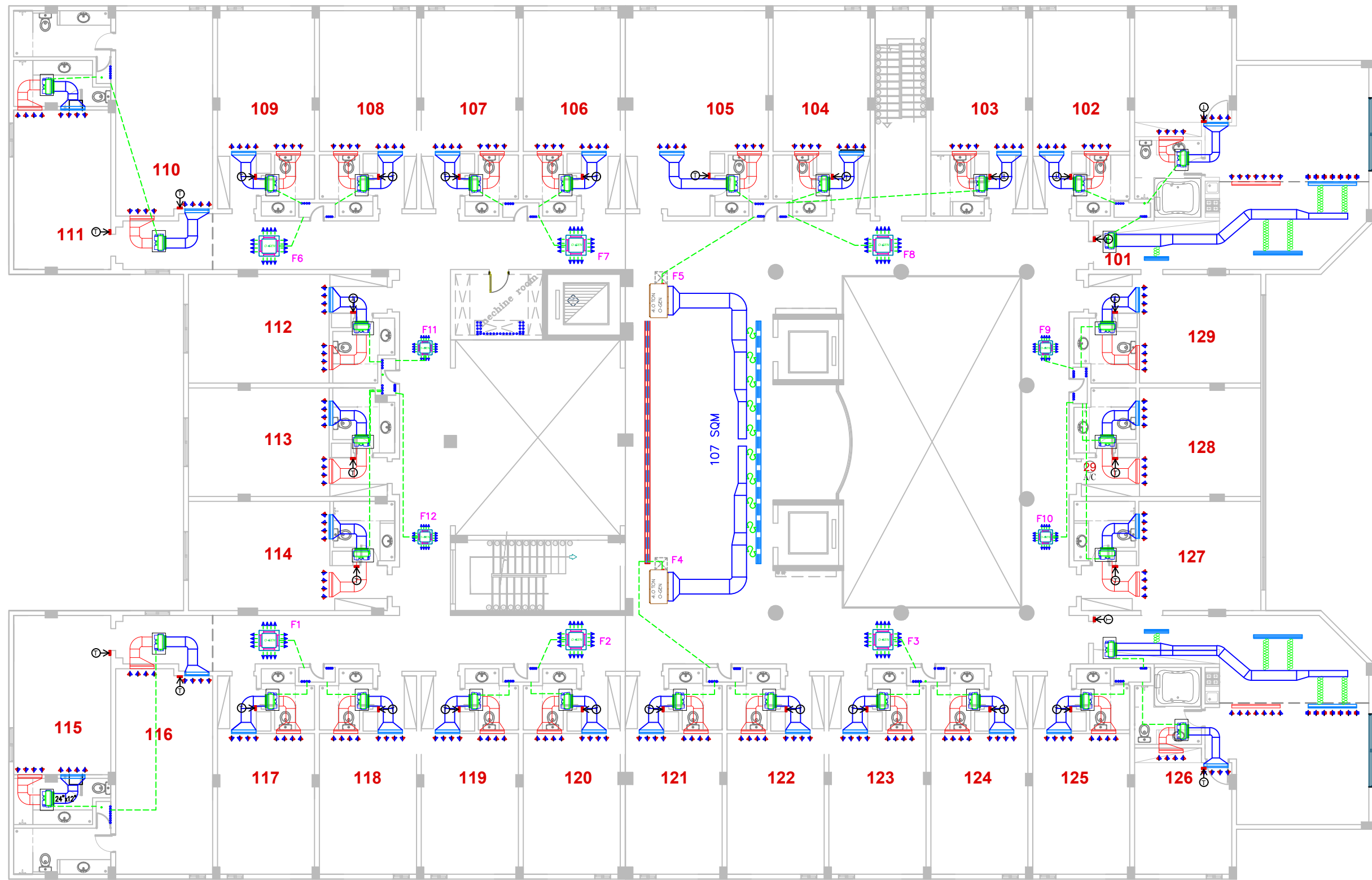
PROJECT:	(BUILDING-13)
LOCATION :	DAMMAM
DATE :	janu, 25,2016
SCALE :	NTS

DESIGNED BY :	
DRAWN BY :	
CHECKED BY :	G.M.MOHD.AL SAAB
APPROVED BY :	G.M.MOHD.AL SAAB
PRINTED BY :	MOKADDAR

DRAWING TITLE :
 AC PLAN

FLOOR :
 MEZZANINE FLOOR

مخطط توزيع التكييف بالدور الاول
AIR CONE DISTRIBUTION FIRST FLOOR



FIRST FLOOR

	AIRCON UNIT
	CASSETTE AC

	SUPPLY GRILL
	RETURN GRILL
	COPPER

ROWDH AL KHUZAMA EST.

PO . BOX 221044 RIYADH 11311 KSA TEL. 2474401

PROJECT:	(BUILDING-13)
LOCATION :	DAMMAM
DATE :	janu, 25,2016
SCALE :	NTS

DESIGNED BY :	XAVIER
DRAWN BY :	XAVIER
CHECKED BY :	G.M.MOHD.AL SAAB
APPROVED BY :	G.M.MOHD.AL SAAB
PRINTED BY :	MOKADDAR

DRAWING TITLE :

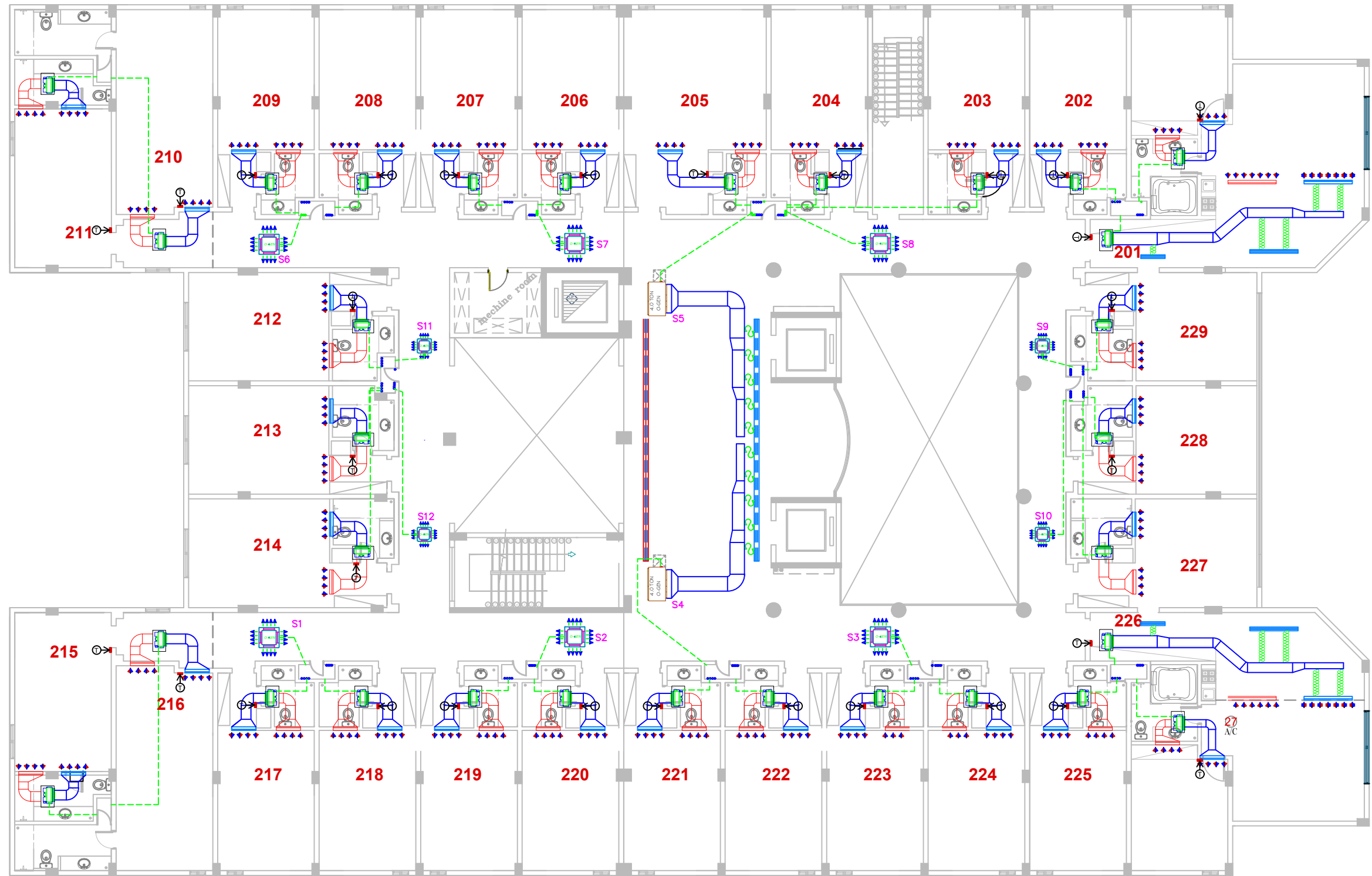
AC PLAN

FLOOR :
FIRST FLOOR

P-13

مخطط توزيع التكييف بالثاني

AIR CONE DISTRIBUTION SECOND FLOOR



SECOND FLOOR

	AIRCON UNIT		SUPPLY GRILL
	AIRCON UNIT		RETURN GRILL
	CASSETTE AC		COPPER

ROWDH AL KHUZAMA EST.

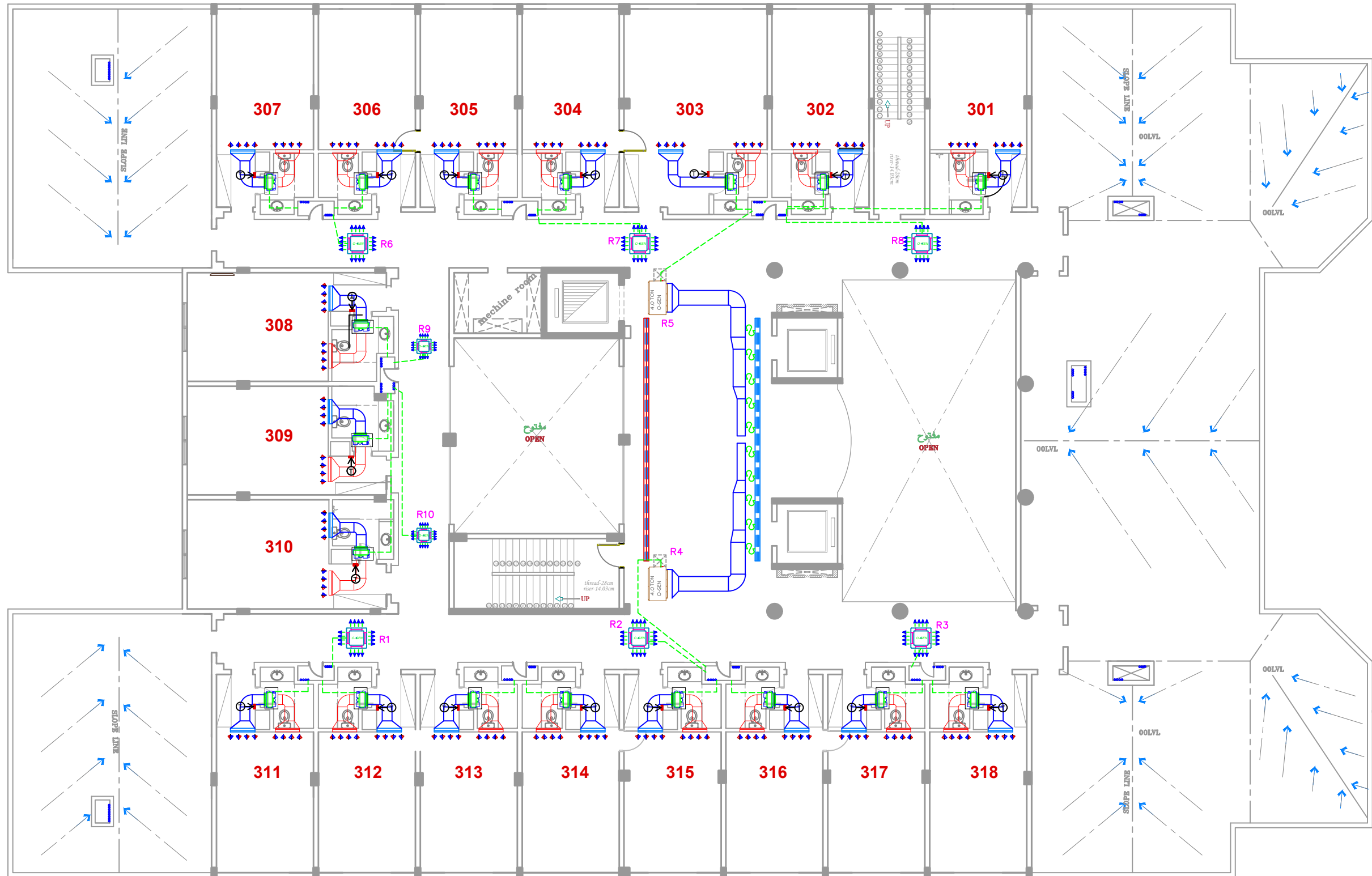
PO . BOX 221044 RIYADH 11311 KSA TEL. 2474401

PROJECT:	(BUILDING-13)
LOCATION :	DAMMAM
DATE :	janu, 25,2016
SCALE :	NTS

DESIGNED BY :	
DRAWN BY :	
CHECKED BY :	G.M.MOHD.AL SAAB
APPROVED BY :	G.M.MOHD.AL SAAB
PRINTED BY :	MOKADDAR

DRAWING TITLE :	AC PLAN
FLOOR :	SECOND FLOOR

مخطط توزيع تكيف بال دور ال اخير .
AIR CONE DISTRIBUTION ROOF DECK FLOOR



ROOF DECK FLOOR

	50 TON O-GEN		SUPPLY GRILL
	AIRCON UNIT		RETURN GRILL
	CASSETTE AC		COPPER

ROWDH AL KHUZAMA EST.

PO . BOX 221044 RIYADH 11311 KSA TEL. 2474401

PROJECT :	(BUILDING-13)
LOCATION :	DAMMAM
DATE :	janu, 25,2016
SCALE :	NTS

DESIGNED BY :	
DRAWN BY :	
CHECKED BY :	G.M.MOHD.AL SAAB
APPROVED BY :	G.M.MOHD.AL SAAB
PRINTED BY :	MOKADDAR

DRAWING TITLE :

AC PLAN

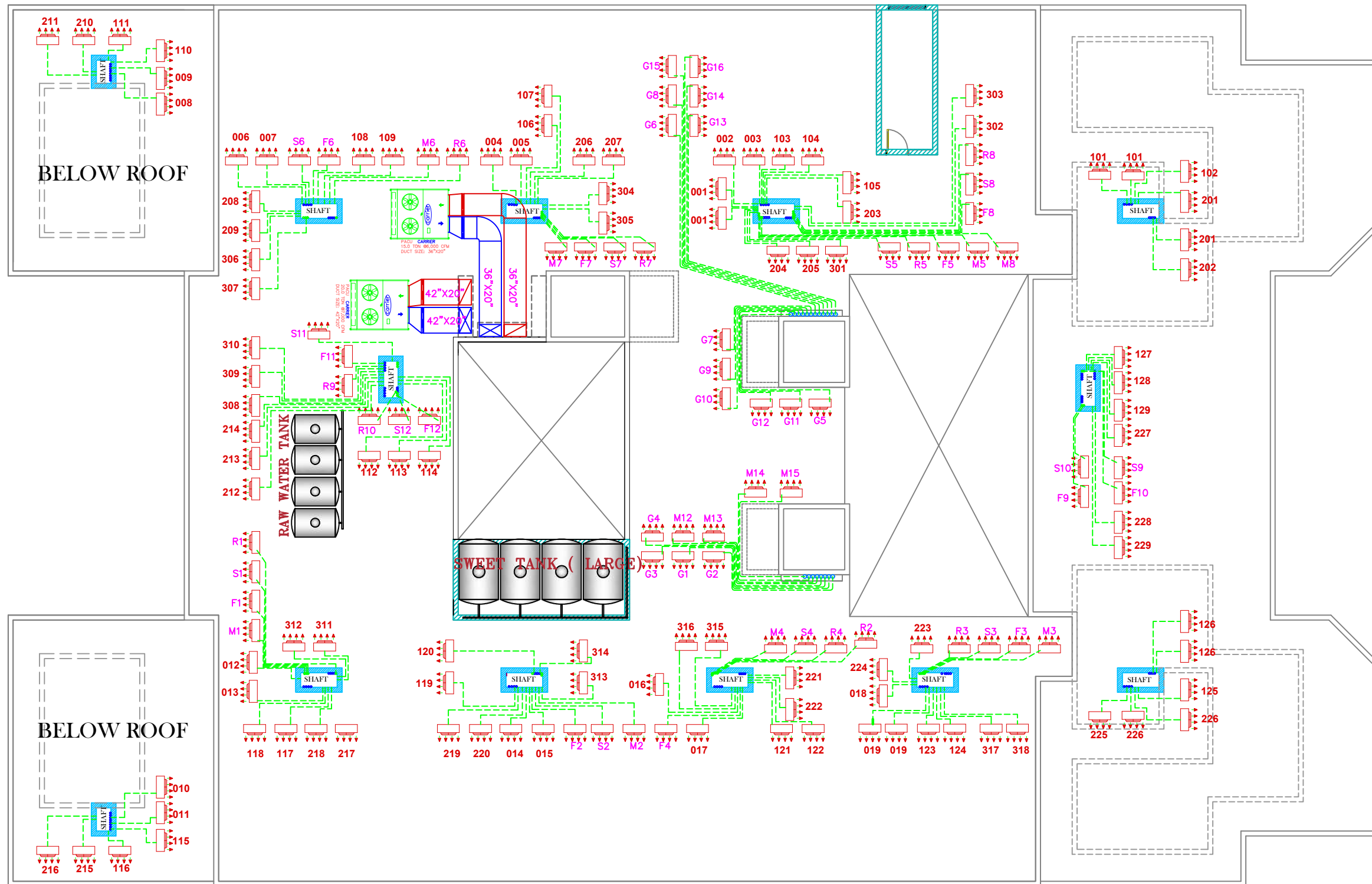
FLOOR :
ROOF DECK FLOOR

مخطط يوضح أماكن توزيع المكيفات على السطح للمبنى كامل .

AIR CONE COMPRESSOR DISTRIBUTION ROOF TOP

BUILDING-13

ROOF TOP FLOOR



COMPRESSORS PLAN

ROWDH AL KHUZAMA EST.

PO . BOX 221044 RIYADH 11311 KSA TEL. 2474401

PROJECT: (BUILDING-13)
 LOCATION : DAMMAM
 DATE : janu, 25,2016
 SCALE : NTS

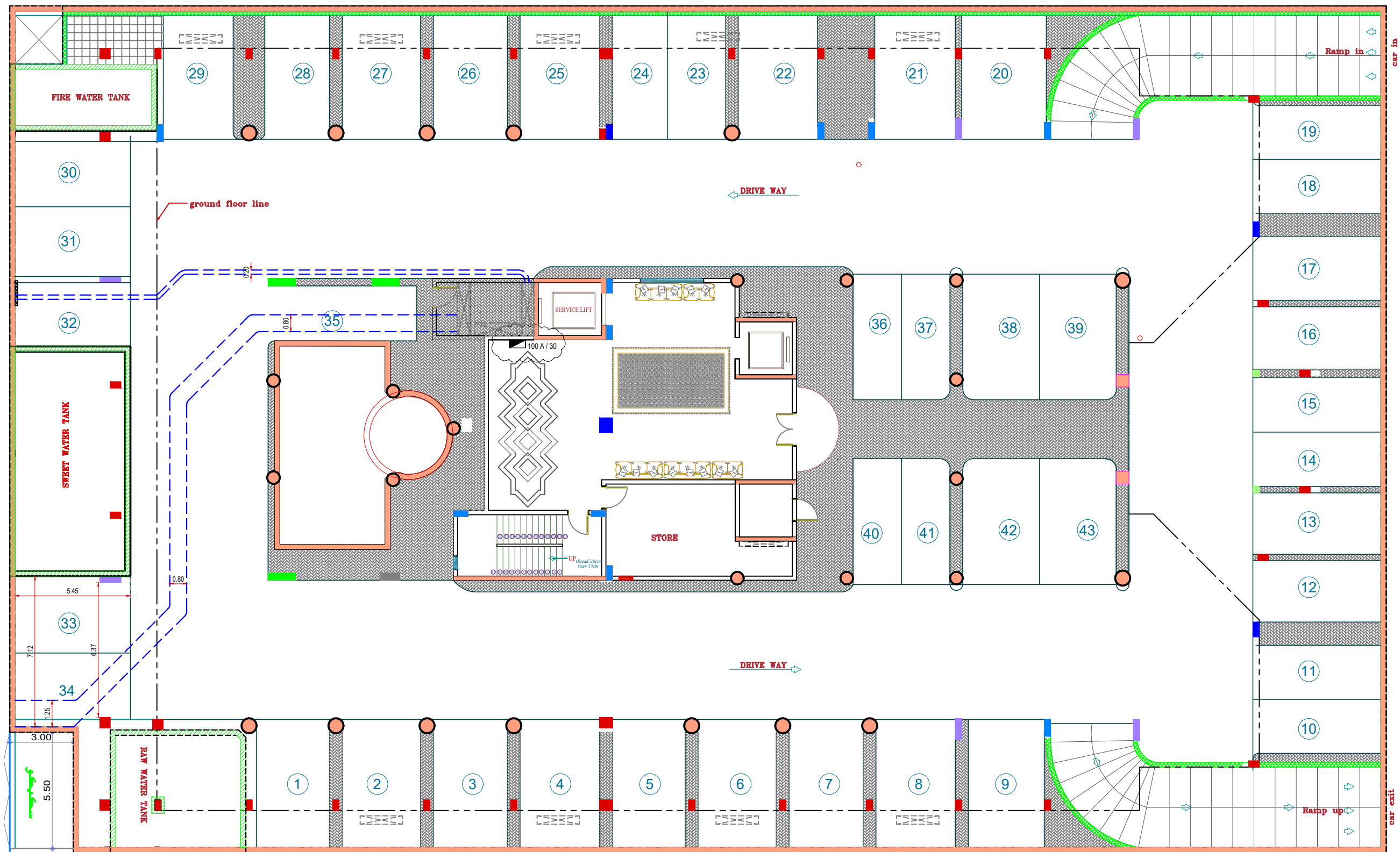
DESIGNED BY :
 DRAWN BY :
 CHECKED BY : G.M.MOHD.AL SAAB
 APPROVED BY : G.M.MOHD.AL SAAB
 PRINTED BY : MOKADDAR

DRAWING TITLE :

AC PLAN

FLOOR : HEAD ROOF

مخطط توزيع كابل ترائي الابدروم
CABLE-TRY DISTRIBUTION BASEMENT FLOOR

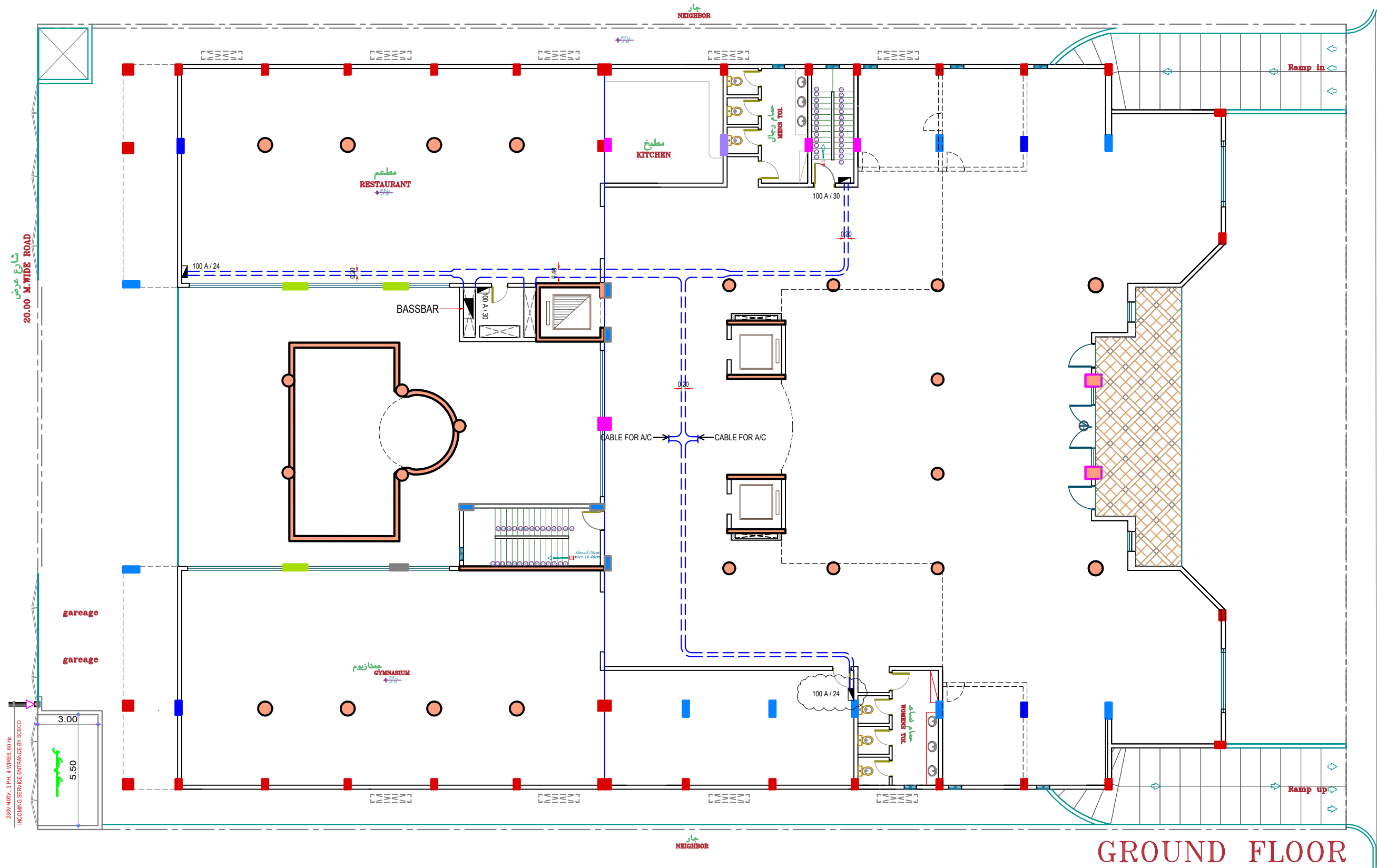


BASEMENT FLOOR

<p>--- CABLE TRAY(electric + phone etc....)</p>	<p>ROWDH AL KHUZAMA EST. PO . BOX 221044 RIYADH 11311 KSA TEL. 4651555</p>		<p>DRAWING TITLE : CABLE TRAY PLAN</p>	
	<p>PROJECT: BUILDING-13</p>	<p>DESIGNED BY :</p>	<p>FLOOR : BASEMENT</p>	
<p>LOCATION : DAMMAM</p>	<p>DRAWN BY :</p>	<p>P-17</p>		
<p>DATE : janu,25,2016</p>	<p>CHECKED BY : G.M.MOHD.AL SAAB</p>			
<p>SCALE : NTS</p>	<p>APPROVED BY : G.M.MOHD.AL SAAB</p>			
	<p>PRINTED BY :</p>			

مخطط توزيع كابل ترائي بالدور الارضي

CABLE-TRY DISTRIBUTION GROUND FLOOR



GROUND FLOOR

--- CABLE TRAY....

ROWDH AL KHUZAMA EST.
PO . BOX 221044 RIYADH 11311 KSA TEL. 4651555

PROJECT :	BUILDING-13
LOCATION :	DAMMAM
DATE :	janu,25,2016
SCALE :	NTS

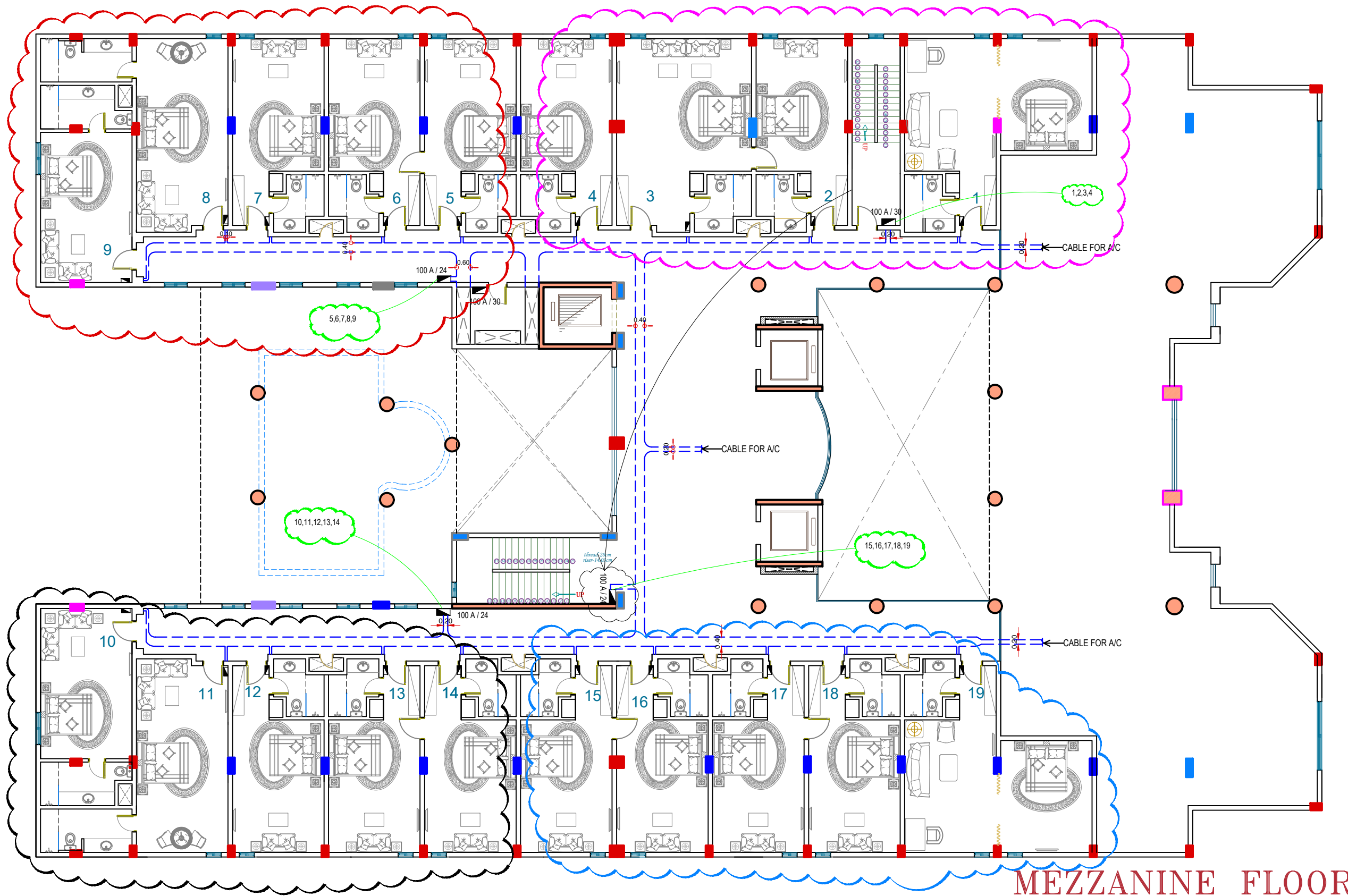
DESIGNED BY :	
DRAWN BY :	
CHECKED BY :	G.M.MOHD.AL SAAB
APPROVED BY :	G.M.MOHD.AL SAAB
PRINTED BY :	

DRAWING TITLE :
CABLE-TRAY PLAN

FLOOR :
GROUND FLOOR

مخطط توزيع كابل ترائي بالميزانين

CABLE-TRY DISTRIBUTION MEZZANINE FLOOR



--- CABLE TRAY....
 ■ PANEL BOARD

ROWDH AL KHUZAMA EST.

PO . BOX 221044 RIYADH 11311 KSA TEL. 4651555

PROJECT:	BUILDING-13
LOCATION :	DAMMAM
DATE :	janu,25,2016
SCALE :	NTS

DESIGNED BY :	
DRAWN BY :	
CHECKED BY :	G.M.MOHD.AL SAAB
APPROVED BY :	G.M.MOHD.AL SAAB
PRINTED BY :	

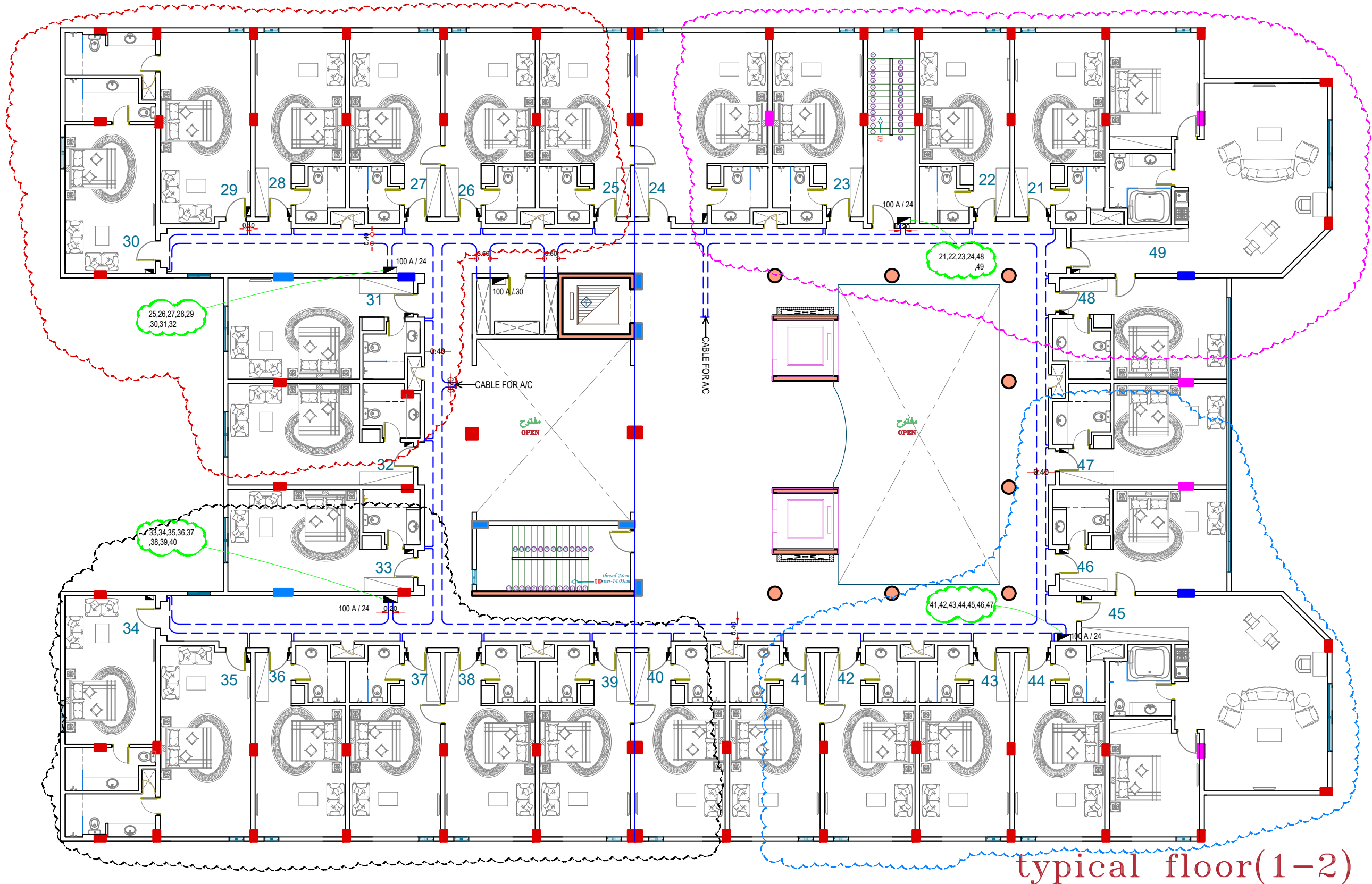
DRAWING TITLE :

**CABLE TRAY WITH
 PANEL BOARD**

FLOOR :
MEZZANINE FLOOR P-19

مخطط توزيع كابل تراي بال دور الثاني

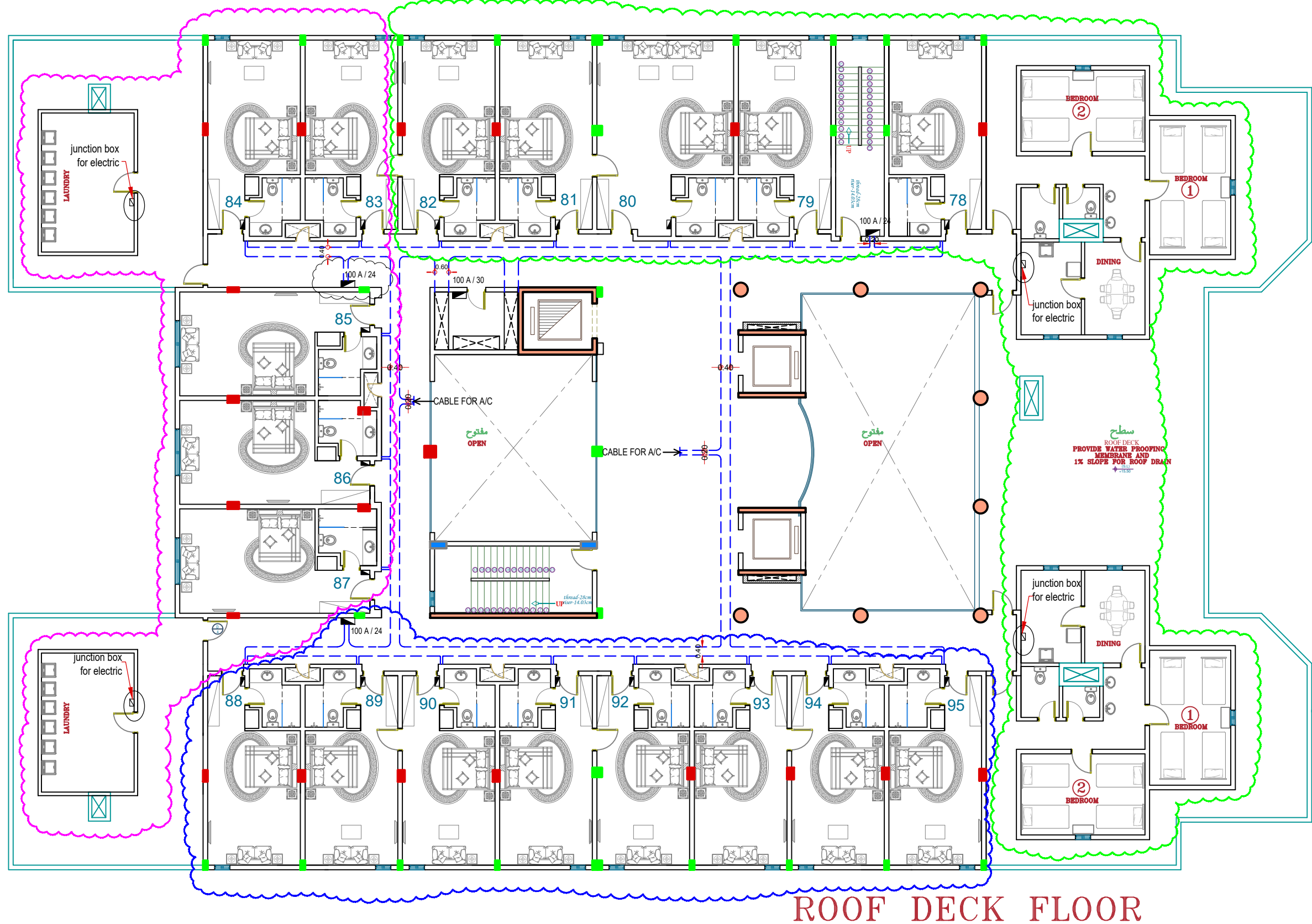
CABLE-TRY DISTRIBUTION TYPICAL FLOOR




typical floor(1-2)

<p>--- CABLE TRAY....</p> <p>— PANEL BOARD</p>	<p>ROWDH AL KHUZAMA EST.</p> <p>PO . BOX 221044 RIYADH 11311 KSA TEL. 2474401</p>		<p>DRAWING TITLE :</p> <p>CABLE-TRAY WITH PANEL BOARD</p>	
	PROJECT:	BUILDING-13	DESIGNED BY :	
	LOCATION :	DAMMAM	DRAWN BY :	
	DATE :	janu,25,2016	CHECKED BY :	G.M.MOHD.AL SAAB
SCALE :	NTS	APPROVED BY :	G.M.MOHD.AL SAAB	
		PRINTED BY :		<p>FLOOR :</p> <p>TYPICAL FLOOR</p>

مخطط توزيع كابل تراسي بالدور الاخير
CABLE-TRAY DISTRIBUTION ROOF DECK FLOOR



ROOF DECK FLOOR



ROWDH AL KHUZAMA EST.
 PO . BOX 221044 RIYADH 11311 KSA TEL. 2474401

PROJECT:	BUILDING-13
LOCATION :	DAMMAM
DATE :	janu,25,2016
SCALE :	NTS

DESIGNED BY :	
DRAWN BY :	
CHECKED BY :	G.M.MOHD.AL SAAB
APPROVED BY :	G.M.MOHD.AL SAAB
PRINTTED BY :	

DRAWING TITLE :

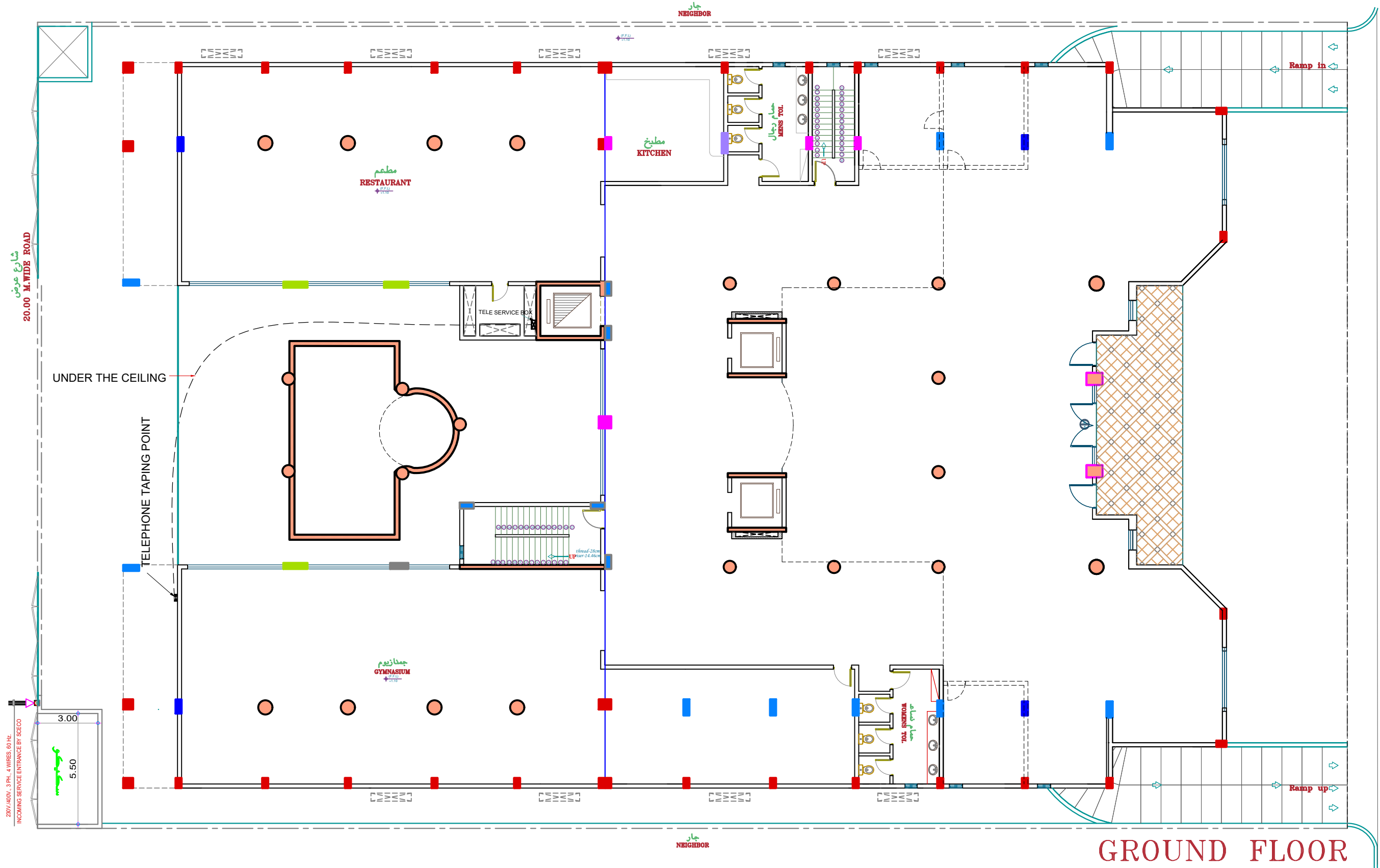
**CABLE TRAY WITH
 PANEL BOARD**

FLOOR :
ROOF DECK

P-21

مخطط يوضح تمديدات الهاتف من الشارع الى الأدوار

TELEPHONE LINE DIAGRAM



GROUND FLOOR

ROWDH AL KHUZAMA EST.

PO . BOX 221044 RIYADH 11311 KSA TEL. 2474401

PROJECT :	BUILDING-13
LOCATION :	High Hagger
DATE :	janu. 25,2016
SCALE :	NTS

DESIGNED BY :	
DRAWN BY :	
CHECKED BY :	G.M.MOHD.AL SAAB
APPROVED BY :	G.M.MOHD.AL SAAB
PRINTTED BY :	

DRAWING TITLE :

TELEPHONE PIPING PLAN

FLOOR :

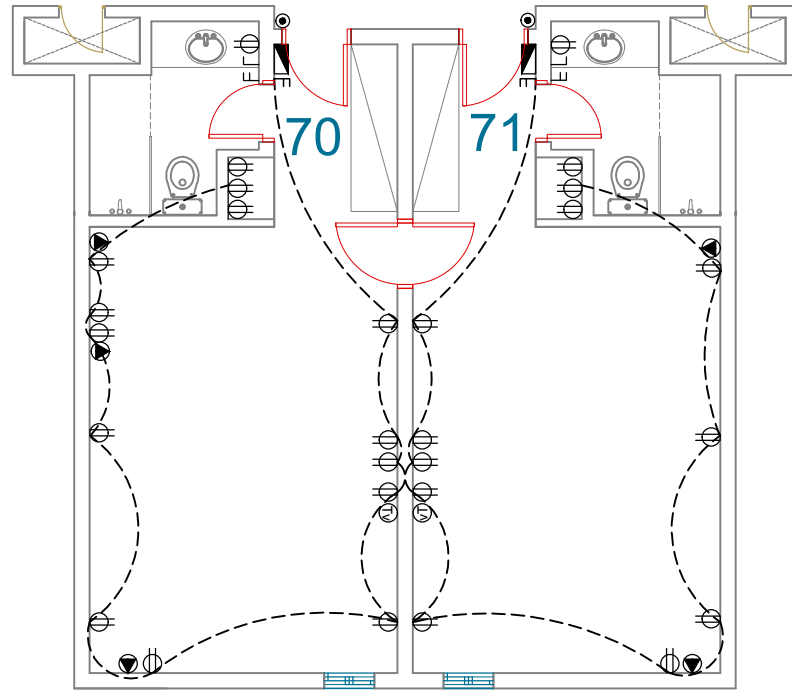
GROUND FLOOR

P-22

مخطط اسلاك SCHEMATIC WIRING DIAGRAM

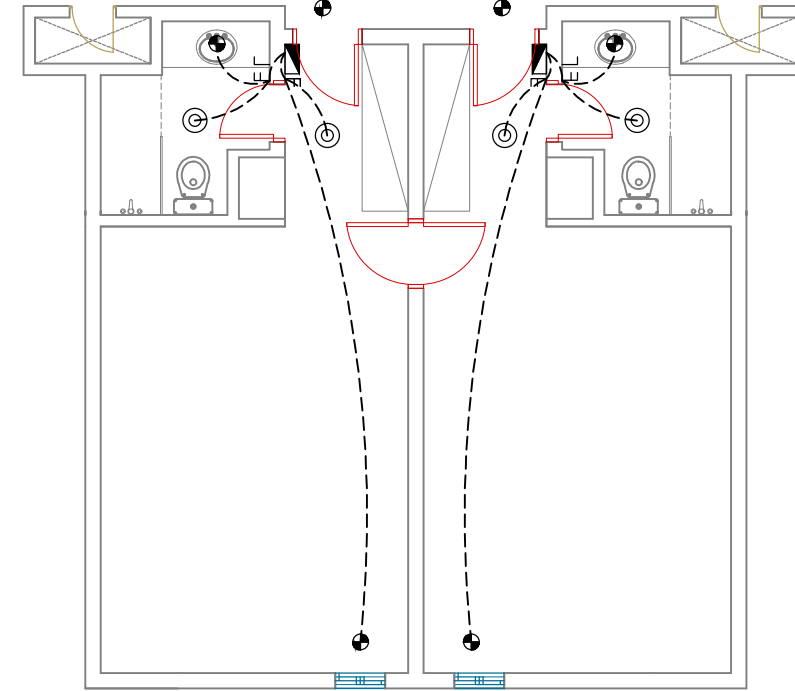
CONVENIENCE OUTLET

مخطط يوضح تمديدات الافي اش داخل الشقة



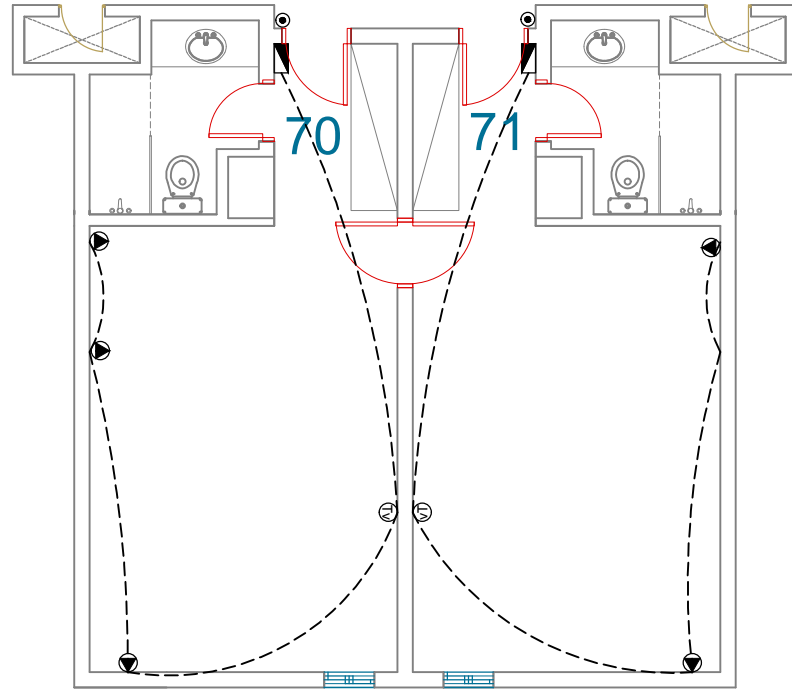
LIGHTING OUTLET

مثال مخطط يوضح تمديدات الازارة داخل الشقة



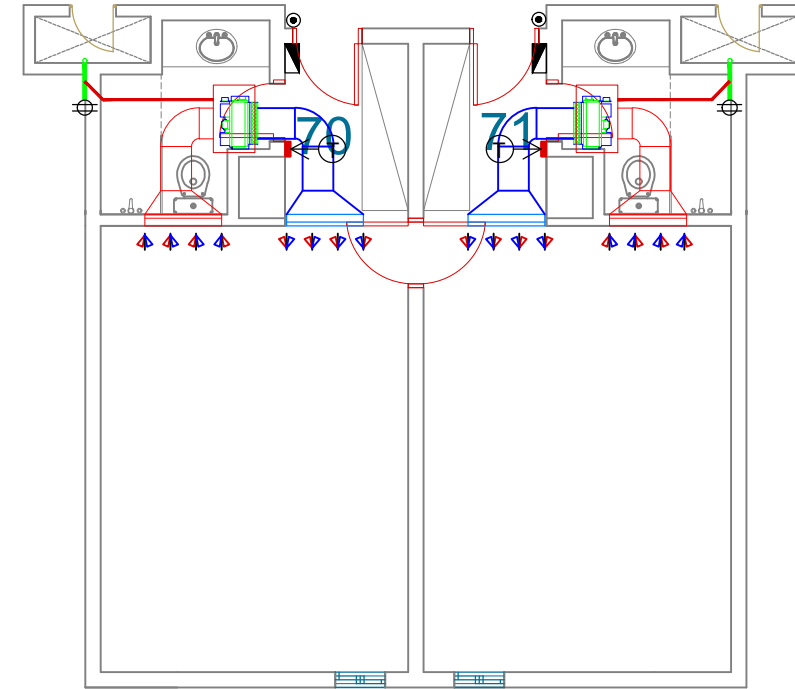
TELEPHONE AND TV OUTLET

مثال مخطط يوضح تمديدات الالهاتف والتلفزيون داخل الشقة



AIRCON OUTLET

مثال مخطط تمديدات كهرباء الالمكيفيات



LEGEND:

	AIRCON GRILL RETURN		SWITCH SINGLE		WATER HEATER
	AIRCON GRILL SUPPLY		SWITCH DOUBLE		CEILING LAMP (220 VOLTS)
	AIRCON UNIT		SWITCH 3 GANG		SPOT LIGHT
	2" A/C DRAIN PIPE		SINGLE SOCKET OUTLET (110 VOLT)		EXHAUST FAN
	2" A/C DRAIN PIPE		SINGLE SOCKET OUTLET (220 VOLT)		INTERCOM OUTLET
	3/4" A/C DRAIN		SINGLE SOCKET OUTLET W/ GROUND (220 VOLT)		AIR CONDITION UNIT
			TELEVISION ANTENNA OUTLET		PANEL BOARD
					METAL BOX (60 X 40 CM)

ROWDH AL KHUZAMA EST.

PO . BOX 221044 RIYADH 11311 KSA TEL. 4651555

PROJECT: BUILDING-13

LOCATION : DAMMAM

DATE : janu 26, 2016

SCALE : NTS

DESIGNED BY :

DRAWN BY :

CHECKED BY : G.M. MOHD. AL SAAB

APPROVED BY : G.M. MOHD. AL SAAB

PRINTED BY :

DRAWING TITLE :

SCHEMATIC WIRING DIAGRAM

DRAWING NO. :

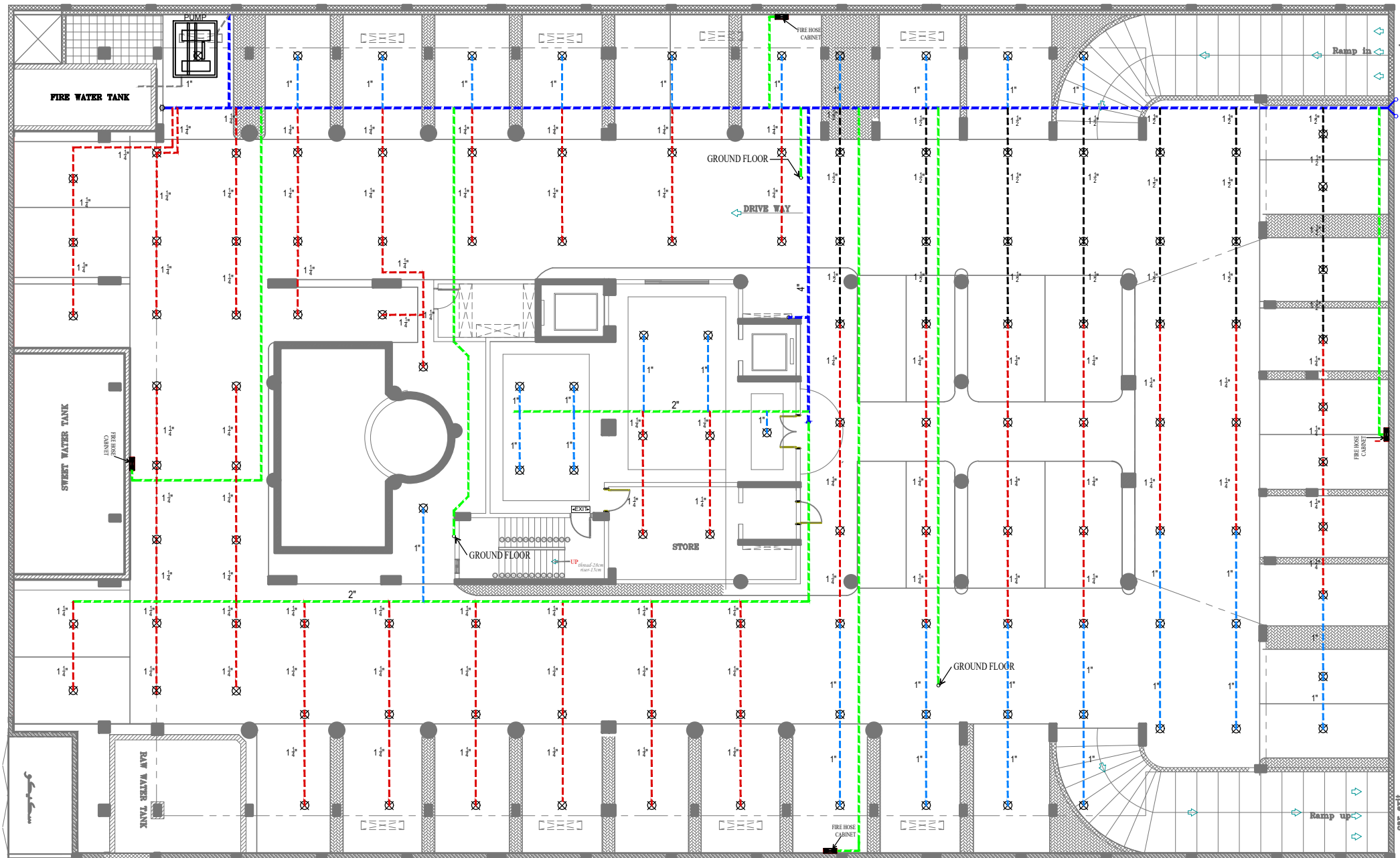
P-23

PUMP CAPACITY	=	750 GPM
TIME OF OPERATION	=	1.0 - HOUR
	=	22500 GALLONS
	=	85500 LITRES
	=	85.5 CUBIC METER

FIRE PUMPS SPECIFICATION	
EP- ELECTRIC DRIVEN FIRE PUMP CAP.750 GPM@ 7.0BAR HORIZONTAL END SUCTION TYPE	JP- ELECTRIC MOTOR DRIVEN JOCKEY PUMP CAP.75 GPM@ 7.0BAR VERTICAL MULTISTAGE TYPE
DP- DIESEL ENGINE DRIVEN FIRE PUMP CAP.750 GPM@7.0 BAR HORIZONTAL END SUCTION TYPE	65.00

مخطط يوضح نظام رشاشات مياه الحريق + صنابير الحريق بالبدروم

FIRE FIGHTING DISTRIBUTION BASEMENT FLOOR



P	ELECTRIC FIREPUMP-750 GPM @7BAR PRESSURE
D	DISEL STAND BY FIREPUMP - 750 GPM@ 7BAR PRESSURE
J	JOCKY FIREPUMP -75 GPM @ 7 BAR PRESSURE
⊗	UPRIGHT SPRINKLER 1/2"
FHC	FIRE HOSE CABINET 1"x30 MTR. LONG
⚡	FIRE DEPARTMENT CONNECTION 4"x2.5"x2.5"
⊙	FIRE HYDRANT
⌵	INSPECTOR'S TEST VALVE
⊗	GATE VALVE
⊗	ALARM CHECK VALVE
FED	FIRE EXTINGUISHER DRY POWDER 6KG
FEC	FIRE EXTINGUISHER CO2 6KG
⊙	EXHAUST FAN
EXIT	EXIT SIGN
----	4" FIRE PIPE
----	2" FIRE PIPE
----	1 1/2" FIRE PIPE
----	1 1/4" FIRE PIPE
----	1" FIRE PIPE

SITE&BASEMENT FIRE FIGHTING..

ROWDH AL KHUZAMA EST.

PO . BOX 221044 RIYADH 11311 KSA TEL. 2474401

PROJECT:	BUILDING-13
LOCATION :	DAMMAM
DATE :	janu 25,2016
SCALE :	NTS

DESIGNED BY :	
DRAWN BY :	
CHECKED BY :	G.M.MOHD.AL SAAB
APPROVED BY :	G.M.MOHD.AL SAAB
PRINTED BY :	

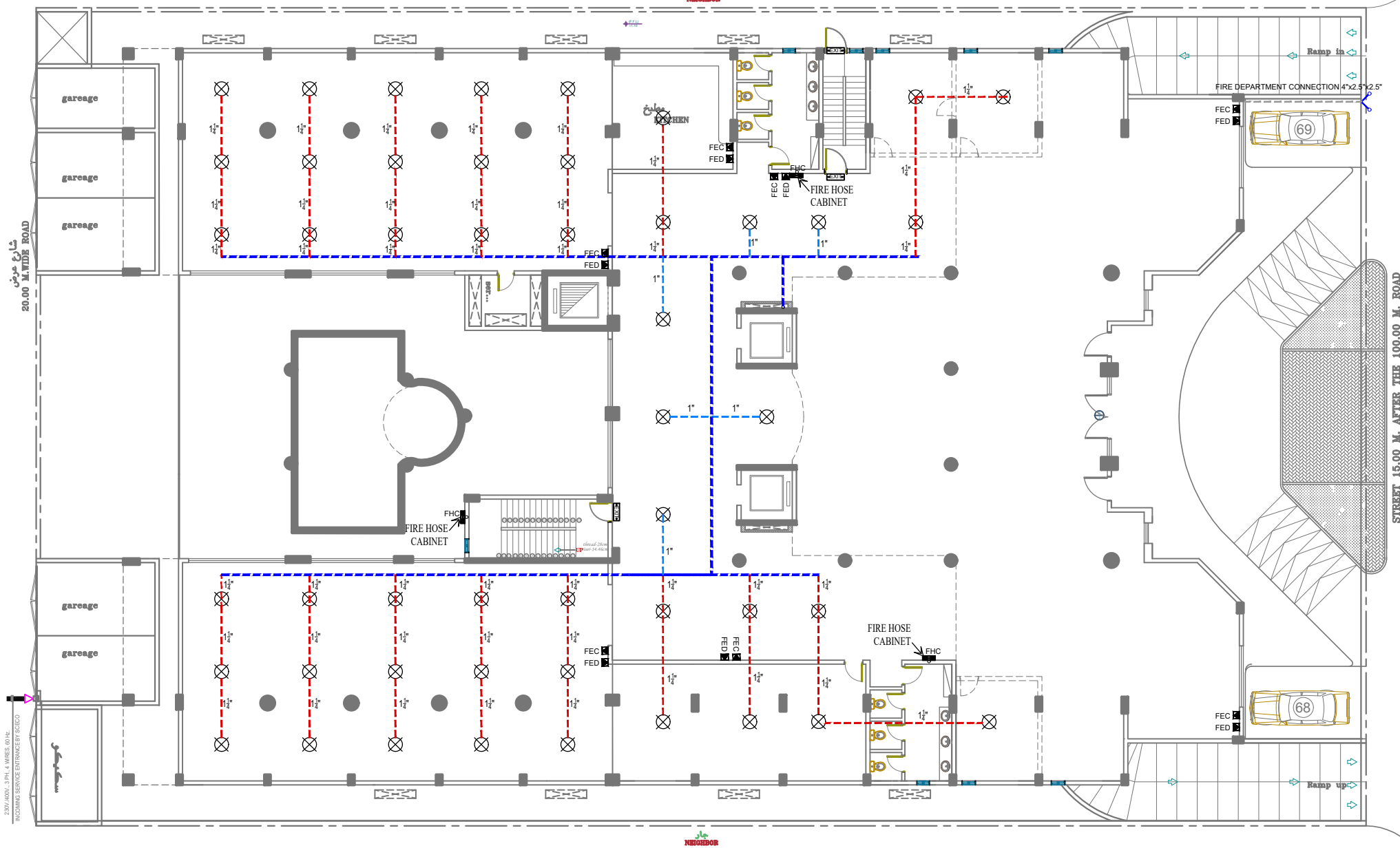
DRAWING TITLE :

FIRE FIGHTING

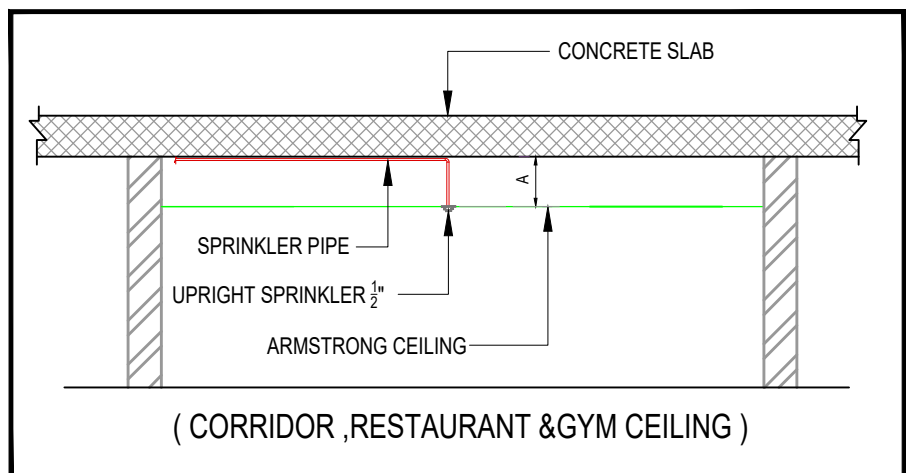
FLOOR :

BASEMENTFLOOR P-24

مخطط يوضح نظام الحريق بالدور الأرضي
FIRE FIGHTING DISTRIBUTION GROUND FLOOR



P	ELECTRIC FIREPUMP-750 GPM @7BAR PRESSURE
D	DISEL STAND BY FIREPUMP - 750 GPM@ 7BAR PRESSURE
J	JOCKY FIREPUMP -75 GPM @ 7 BAR PRESSURE
X	UPRIGHT SPRINKLER 1/2"
FHC	FIRE HOSE CABINET 1"x30 MTR. LONG
	FIRE DEPARTMENT CONNECTION 4"x2.5"x2.5"
	FIRE HYDRANT
	INSPECTOR'S TEST VALVE
	GATE VALVE
	ALARM CHECK VALVE
FED	FIRE EXTINGUISHER DRY POWDER 6KG
FEC	FIRE EXTINGUISHER CO2 6KG
	EXHAUST FAN
	EXIT SIGN
	4" FIRE PIPE
	2" FIRE PIPE
	1 1/2" FIRE PIPE
	1 1/4" FIRE PIPE
	1" FIRE PIPE



ROWDH AL KHUZAMA EST.

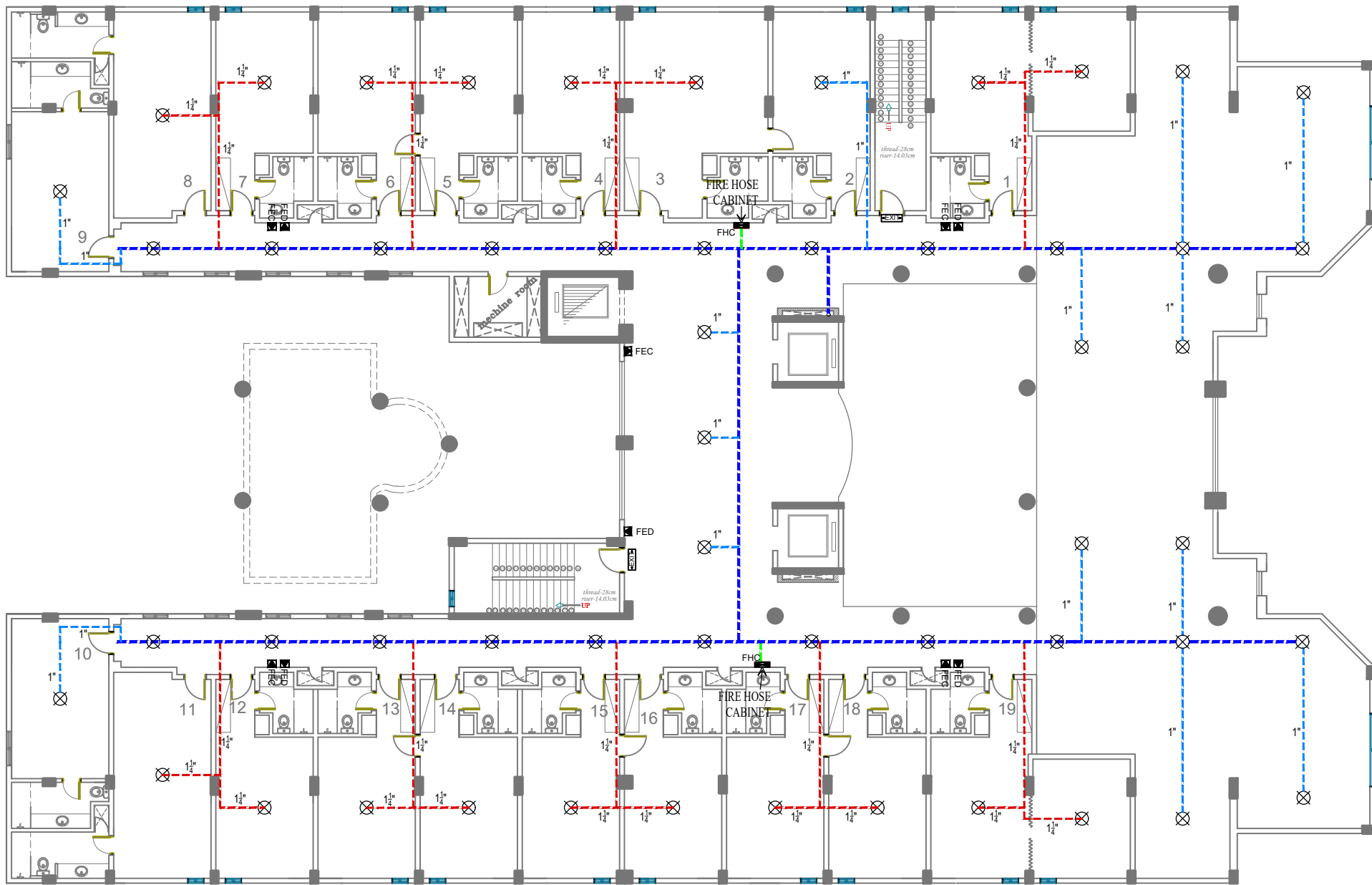
PO . BOX 221044 RIYADH 11311 KSA TEL. 2474401

PROJECT :	BUILDING-13
LOCATION :	DAMMAM
DATE :	janu 25,2016
SCALE :	NTS

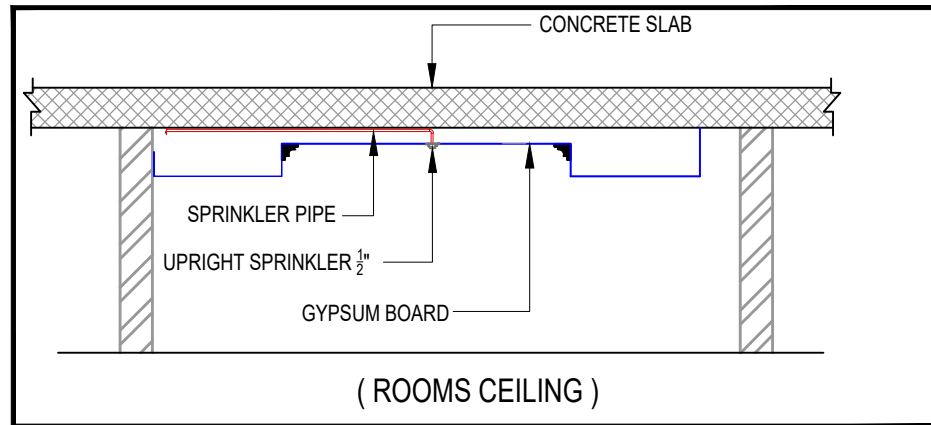
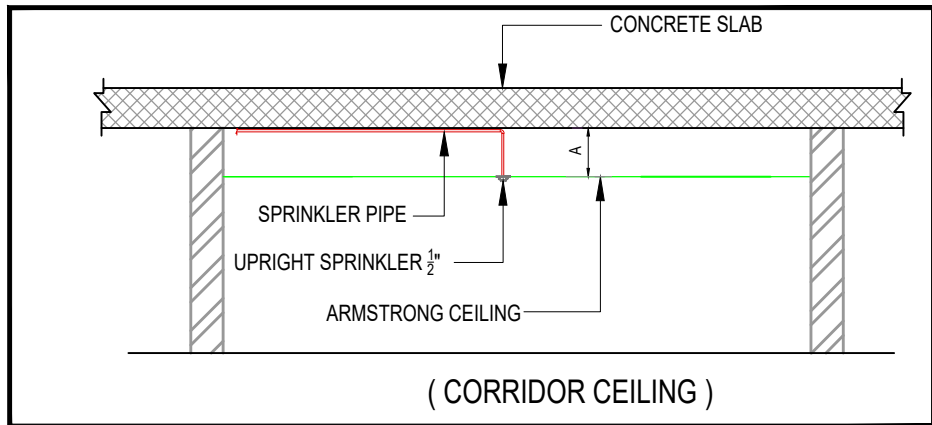
DESIGNED BY :	
DRAWN BY :	
CHECKED BY :	G.M.MOHD.AL SAAB
APPROVED BY :	G.M.MOHD.AL SAAB
PRINTED BY :	

DRAWING TITLE :	FIRE FIGHTING
FLOOR :	GROUND FLOOR P-25

مخطط يوضح نظام الحريق بالميزانين
FIRE FIGHTING DISTRIBUTION MEZZANINE FLOOR

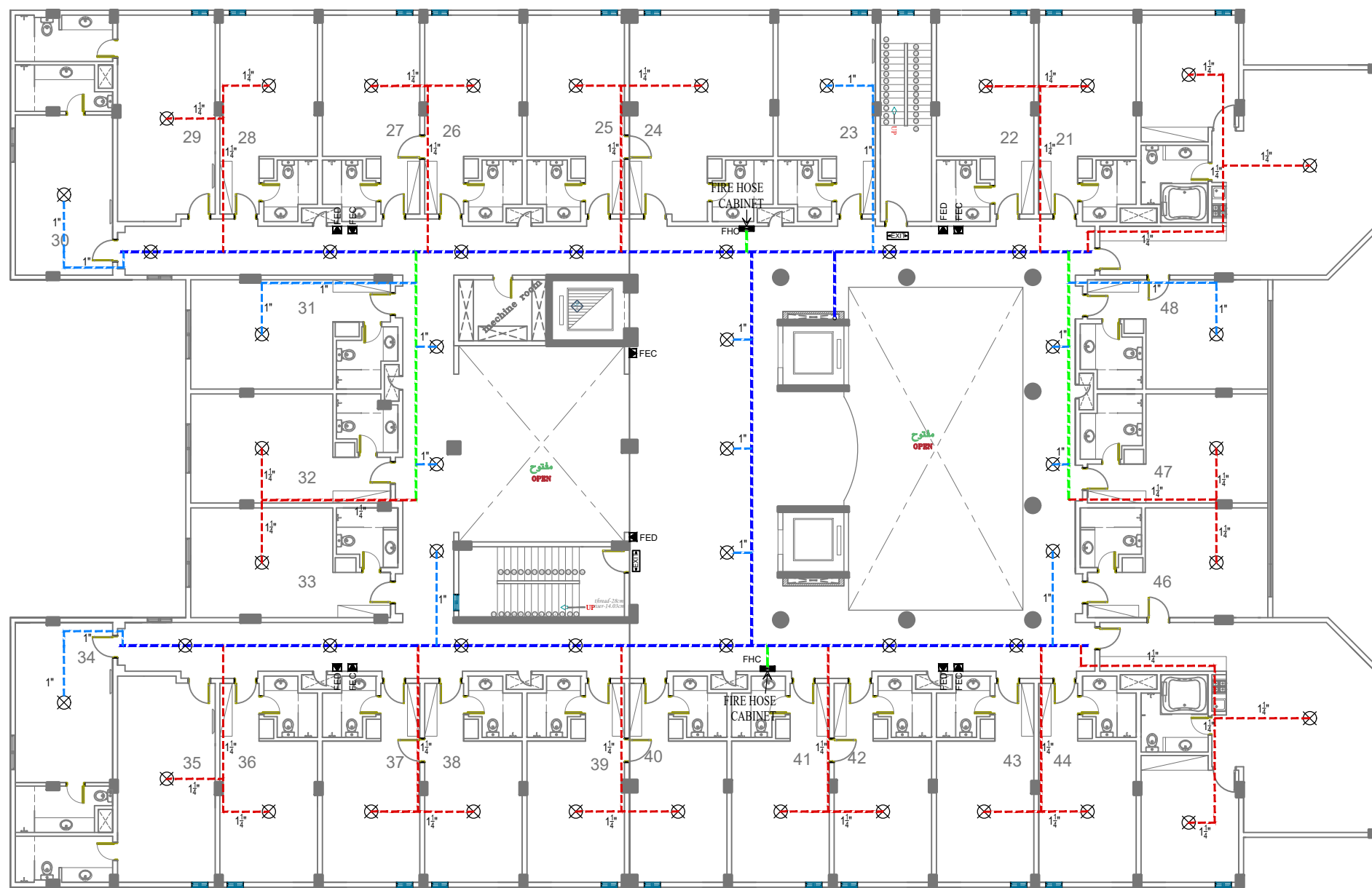


P	ELECTRIC FIREPUMP-750 GPM @7BAR PRESSURE
D	DISEL STAND BY FIREPUMP - 750 GPM@ 7BAR PRESSURE
J	JOCKY FIREPUMP -75 GPM @ 7 BAR PRESSURE
⊗	UPRIGHT SPRINKLER 1/2"
FHC	FIRE HOSE CABINET 1"x30 MTR. LONG
	FIRE DEPARTMENT CONNECTION 4"x2.5"x2.5"
	FIRE HYDRANT
	INSPECTOR'S TEST VALVE
	GATE VALVE
⊗	ALARM CHECK VALVE
FED	FIRE EXTINGUISHER DRY POWDER 6KG
FEC	FIRE EXTINGUISHER CO2 6KG
	EXHAUST FAN
EXIT	EXIT SIGN
	4" FIRE PIPE
	2" FIRE PIPE
	1 1/2" FIRE PIPE
	1 1/4" FIRE PIPE
	1" FIRE PIPE

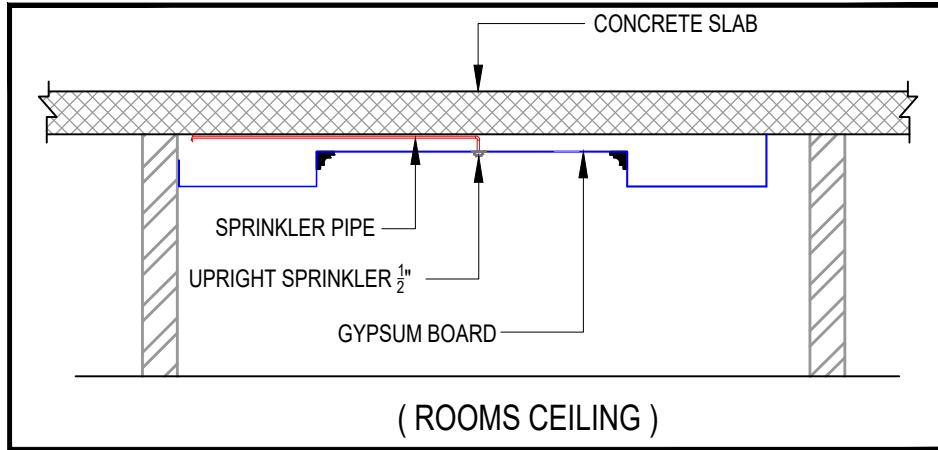
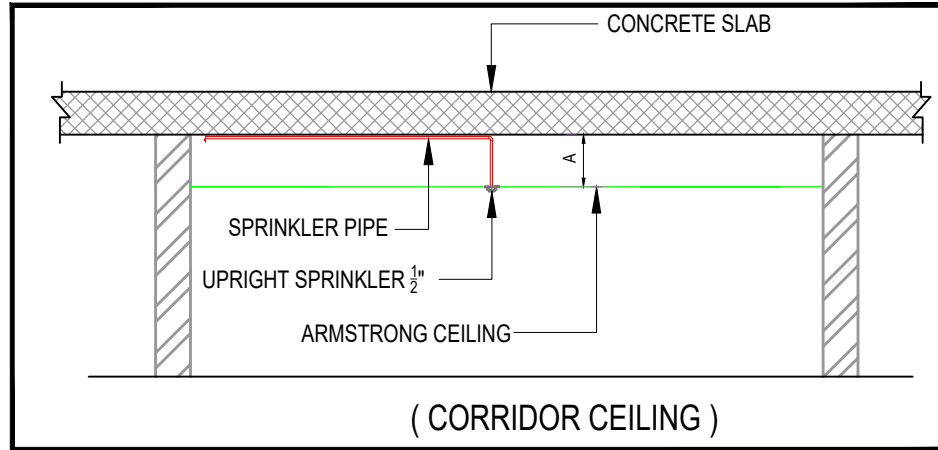


ROWDH AL KHUZAMA EST. PO . BOX 221044 RIYADH 11311 KSA TEL. 2474401			DRAWING TITLE :	
			FIRE FIGHTING PLAN	
PROJECT:	BUILDING-13	DESIGNED BY :		FLOOR : MEZZANINE FLOOR P-26
LOCATION :	DAMMAM	DRAWN BY :		
DATE :	janu,25,2016	CHECKED BY :	G.M.MOHD.AL SAAB	
SCALE :	NTS	APPROVED BY :	G.M.MOHD.AL SAAB	
		PRINTED BY :		

مخطط يوضح نظام الحريق بالادوار المتكرره
FIRE FIGHTING DISTRIBUTION TYPICAL FLOOR



P	ELECTRIC FIREPUMP-750 GPM @7BAR PRESSURE
D	DISEL STAND BY FIREPUMP - 750 GPM@ 7BAR PRESSURE
J	JOCKY FIREPUMP -75 GPM @ 7 BAR PRESSURE
⊗	UPRIGHT SPRINKLER 1/2"
FHC	FIRE HOSE CABINET 1"x30 MTR. LONG
⋈	FIRE DEPARTMENT CONNECTION 4"x2.5"x2.5"
⊗	FIRE HYDRANT
⌚	INSPECTOR'S TEST VALVE
⊗	GATE VALVE
⊗	ALARM CHECK VALVE
FED	FIRE EXTINGUISHER DRY POWDER 6KG
FEC	FIRE EXTINGUISHER CO2 6KG
⊗	EXHAUST FAN
EXIT	EXIT SIGN
----	4" FIRE PIPE
----	2" FIRE PIPE
----	1 1/2" FIRE PIPE
----	1 1/4" FIRE PIPE
----	1" FIRE PIPE



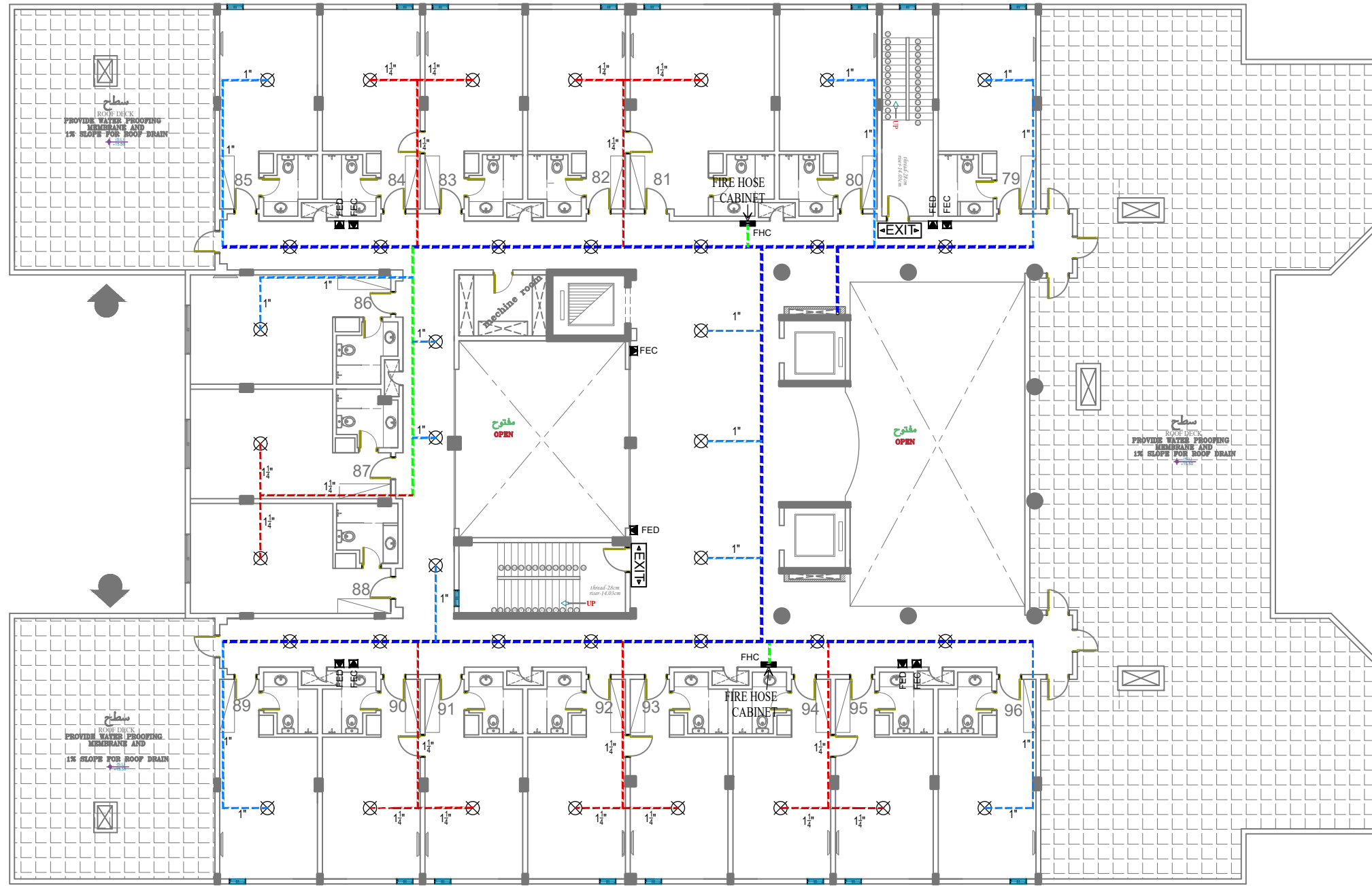
ROWDH AL KHUZAMA EST.
 PO . BOX 221044 RIYADH 11311 KSA TEL. 2474401

PROJECT:	BUILDING-13
LOCATION :	DAMMAM
DATE :	janu,25,2016
SCALE :	NTS

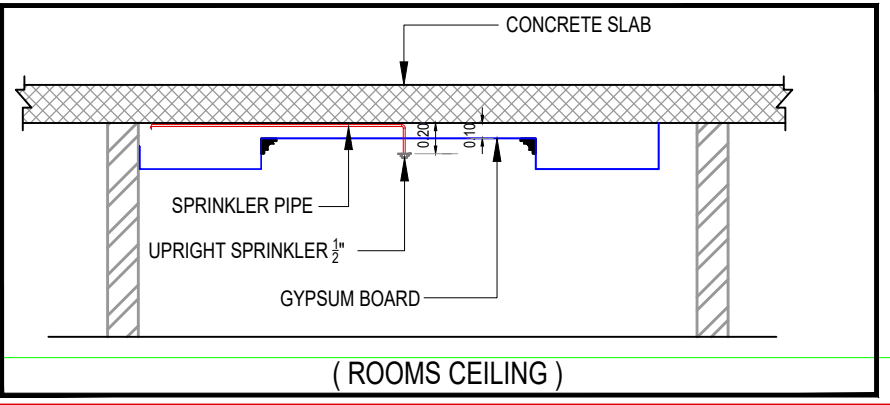
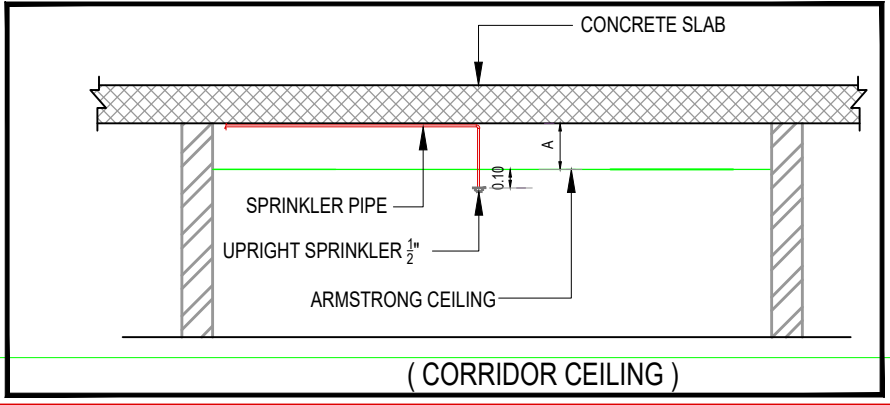
DESIGNED BY :	
DRAWN BY :	
CHECKED BY :	G.M.MOHD.AL SAAB
APPROVED BY :	G.M.MOHD.AL SAAB
PRINTED BY :	

DRAWING TITLE :	FIRE FIGHTING LAYOUT
FLOOR :	FIRST & SECOND FLOOR

مخطط يوضح نظام الحريق بالدور الأخير
FIRE FIGHTING DISTRIBUTION ROOF DECK FLOOR



P	ELECTRIC FIREPUMP-750 GPM @7BAR PRESSURE
D	DISEL STAND BY FIREPUMP - 750 GPM@ 7BAR PRESSURE
J	JOCKY FIREPUMP -75 GPM @ 7 BAR PRESSURE
⊗	UPRIGHT SPRINKLER 1/2"
FHC	FIRE HOSE CABINET 1"x30 MTR. LONG
⋈	FIRE DEPARTMENT CONNECTION 4"x2.5"x2.5"
⊙	FIRE HYDRANT
⌵	INSPECTOR'S TEST VALVE
⊗	GATE VALVE
⊗	ALARM CHECK VALVE
FED	FIRE EXTINGUISHER DRY POWDER 6KG
FEC	FIRE EXTINGUISHER CO2 6KG
⊙	EXHAUST FAN
EXIT	EXIT SIGN
----	4" FIRE PIPE
----	2" FIRE PIPE
----	1 1/2" FIRE PIPE
----	1 1/4" FIRE PIPE
----	1" FIRE PIPE



ROWDH AL KHUZAMA EST.

PO . BOX 221044 RIYADH 11311 KSA TEL. 2474401

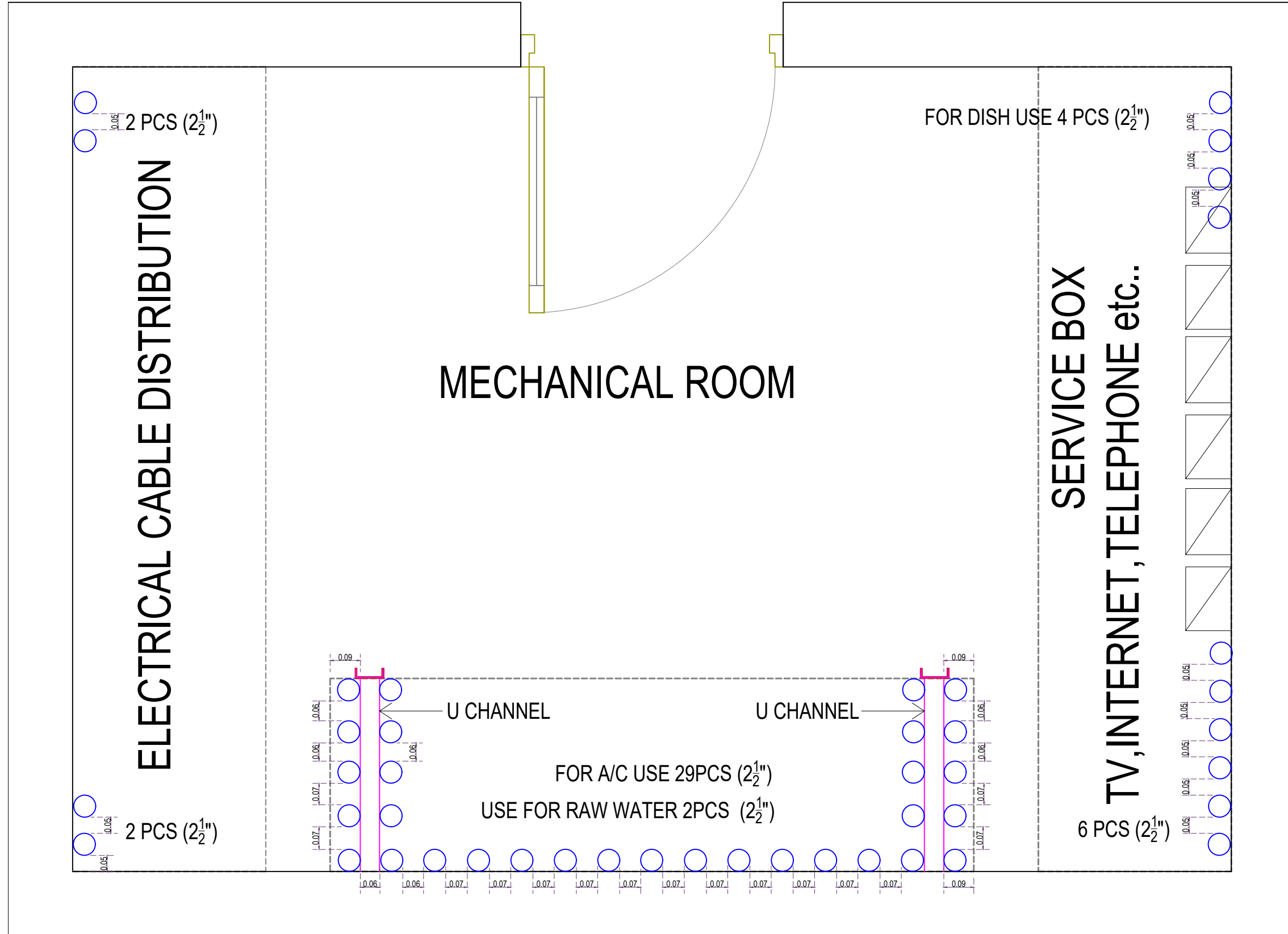
PROJECT:	BUILDING-13
LOCATION :	DAMMAM
DATE :	MAY.25,2015
SCALE :	NTS

DESIGNED BY :	
DRAWN BY :	
CHECKED BY :	G.M.MOHD.AL SAAB
APPROVED BY :	G.M.MOHD.AL SAAB
PRINTED BY :	

DRAWING TITLE :	FIRE FIGHTING PLAN
FLOOR :	ROOF DECK
	P-28

مخطط يوضح- ح جميع التمديدات داخل غرفة الخدمات

MECHANICAL ROOM DETAIL



ROWDH AL KHUZAMA EST.

PO . BOX 221044 RIYADH 11311 KSA TEL. 2474401

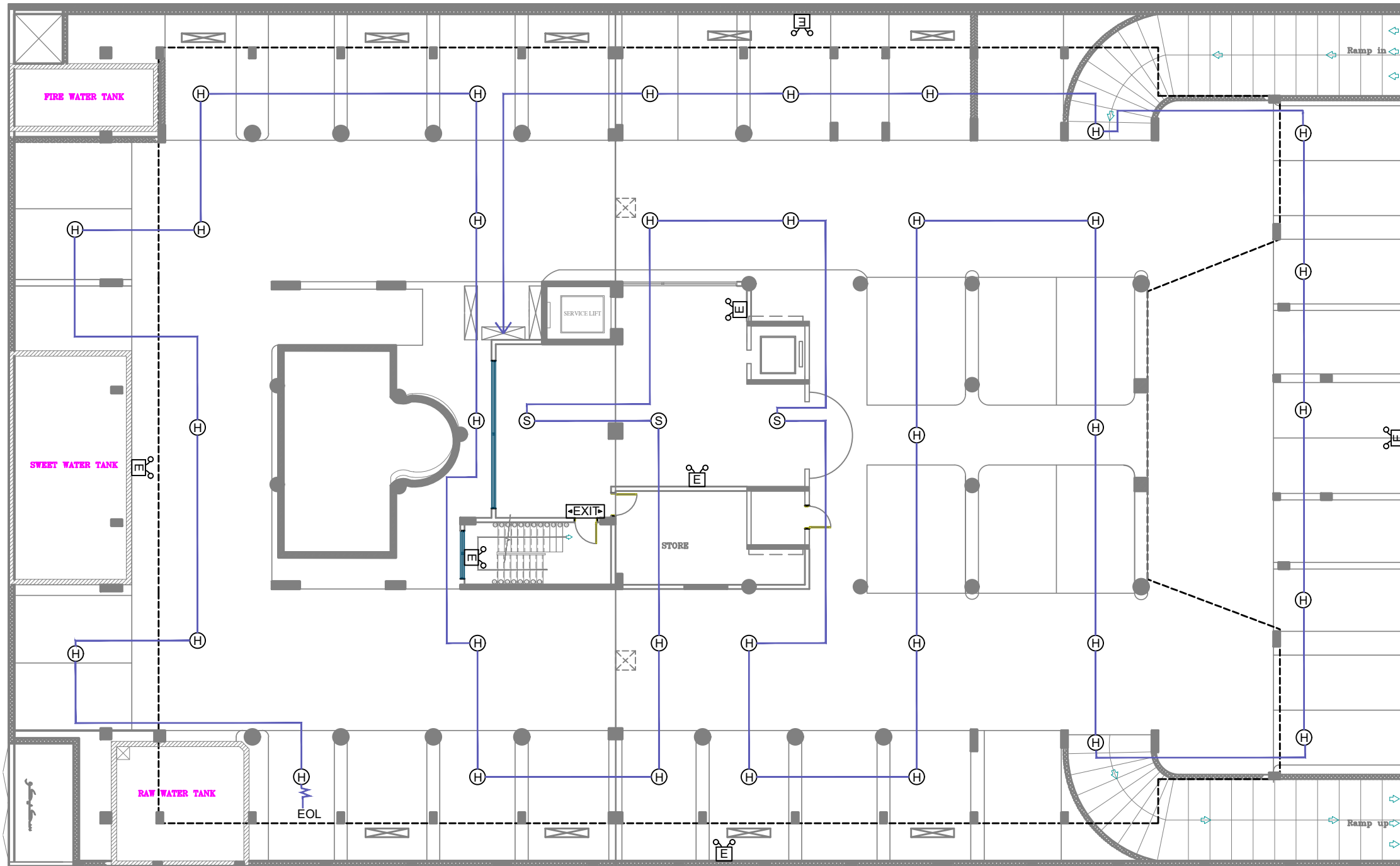
PROJECT:	BUILDING-13
LOCATION :	DAMMAM
DATE :	JANU,25,2016
SCALE :	NTS

DESIGNED BY :	
DRAWN BY :	
CHECKED BY :	G.M.MOHD.AL SAAB
APPROVED BY :	G.M.MOHD.AL SAAB
PRINTED BY :	

DRAWING TITLE :	MECHANICAL ROOM SLEEVE LOCATION
FLOOR :	

مخطط يوضح نظام الإطفاء بالبدروم

FIRE ALARM DISTRIBUTION BASEMENT FLOOR



EOL ^W	END OF LINE
(H)	HEAT DETECTOR
(S)	SMOKE DETECTOR
⊗	MANUAL CALL POINT
🔔	BELL 6"
FACP	FIRE ALARM CONTROL PANEL
Ⓜ	EMERGENCY LIGHT 3hr
EXIT	EXIT SIGN

ROWDH AL KHUZAMA EST.

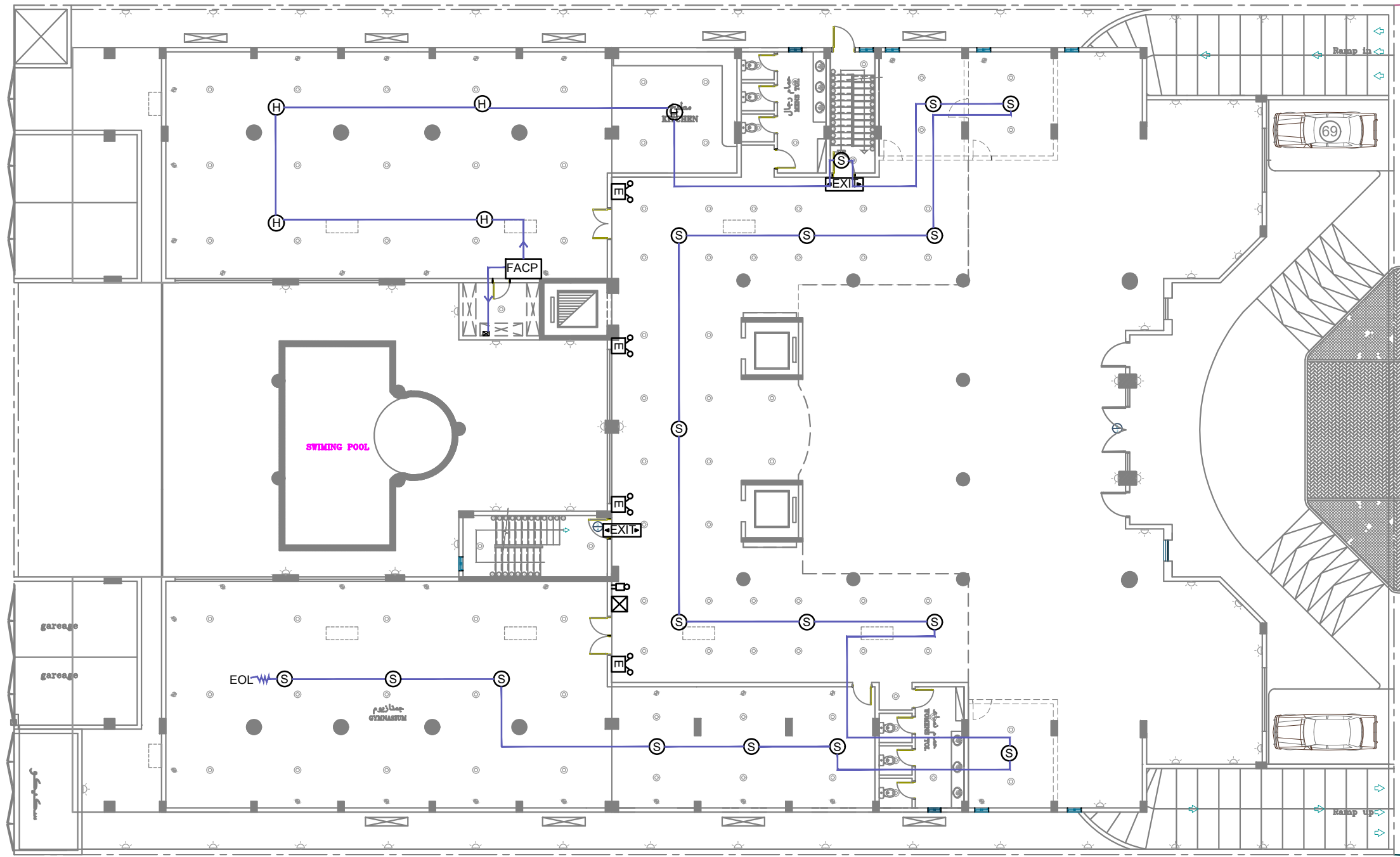
PO . BOX 221044 RIYADH 11311 KSA TEL. 4651555

PROJECT:	(BUILDING-13)
LOCATION :	DAMMAM
DATE :	JANU,25,2016
SCALE :	NTS

DESIGNED BY :	
DRAWN BY :	
CHECKED BY :	G.M.MOHD.AL SAAB
APPROVED BY :	G.M.MOHD.AL SAAB
PRINTED BY :	

DRAWING TITLE :	FIRE ALARM PLAN
FLOOR :	BASEMENT FLOOR

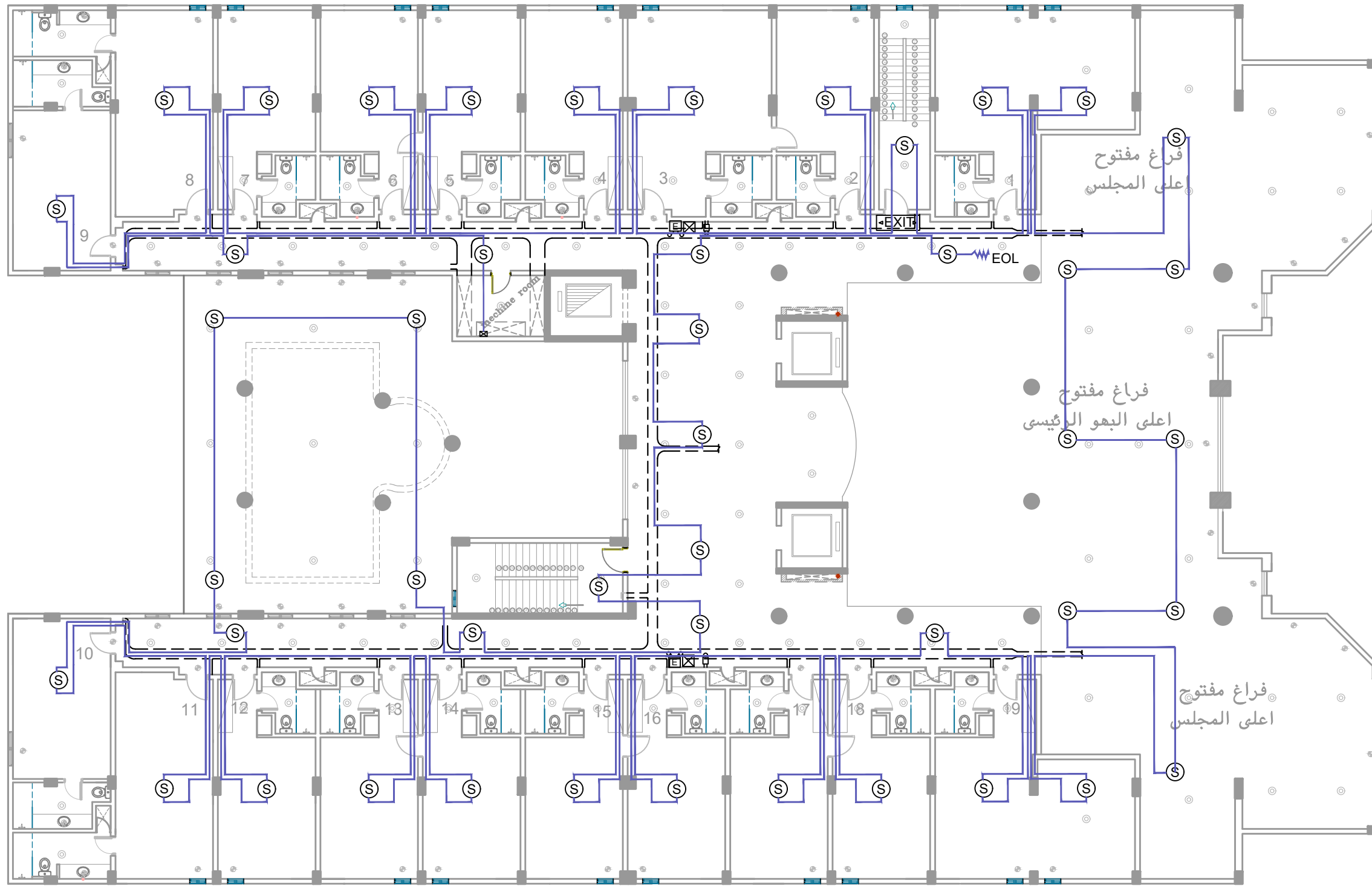
مخطط يوضح نظام الإطفاء بالدور الأرضي
 FIRE ALARM DISTRIBUTION GROUND FLOOR



EOL ^W	END OF LINE
(H)	HEAT DETECTOR
(S)	SMOKE DETECTOR
(X)	MANUAL CALL POINT
(BELL)	BELL 6"
(FACP)	FIRE ALARM CONTROL PANEL
(E)	EMERGENCY LIGHT 3hr
(EXIT)	EXIT SIGN

ROWDH AL KHUZAMA EST. PO . BOX 221044 RIYADH 11311 KSA TEL. 4651555		DRAWING TITLE :	
		FIRE ALARM PLAN	
PROJECT :	(BUILDING-13)	DESIGNED BY :	
LOCATION :	DAMMAM	DRAWN BY :	
DATE :	JANU,25,2016	CHECKED BY :	G.M.MOHD.AL SAAB
SCALE :	NTS	APPROVED BY :	G.M.MOHD.AL SAAB
		PRINTED BY :	
FLOOR :			GROUND FLOOR
			P-31

مخطط يوضح نظام الاطفاء بالميزانين
 FIRE ALARM DISTRIBUTION MEZZANINE FLOOR



EOL	END OF LINE
(H)	HEAT DETECTOR
(S)	SMOKE DETECTOR
(X)	MANUAL CALL POINT
	BELL 6"
	FIRE ALARM CONTROL PANEL
(E)	EMERGENCY LIGHT 3hr
	EXIT SIGN

--- CABLE TRAY

ROWDH AL KHUZAMA EST.

PO . BOX 221044 RIYADH 11311 KSA TEL. 4651555

PROJECT: (BUILDING-13)

LOCATION : DAMMAM

DATE : MAY,25,2015

SCALE : NTS

DESIGNED BY :

DRAWN BY :

CHECKED BY : G.M.MOHD.AL SAAB

APPROVED BY : G.M.MOHD.AL SAAB

PRINTED BY :

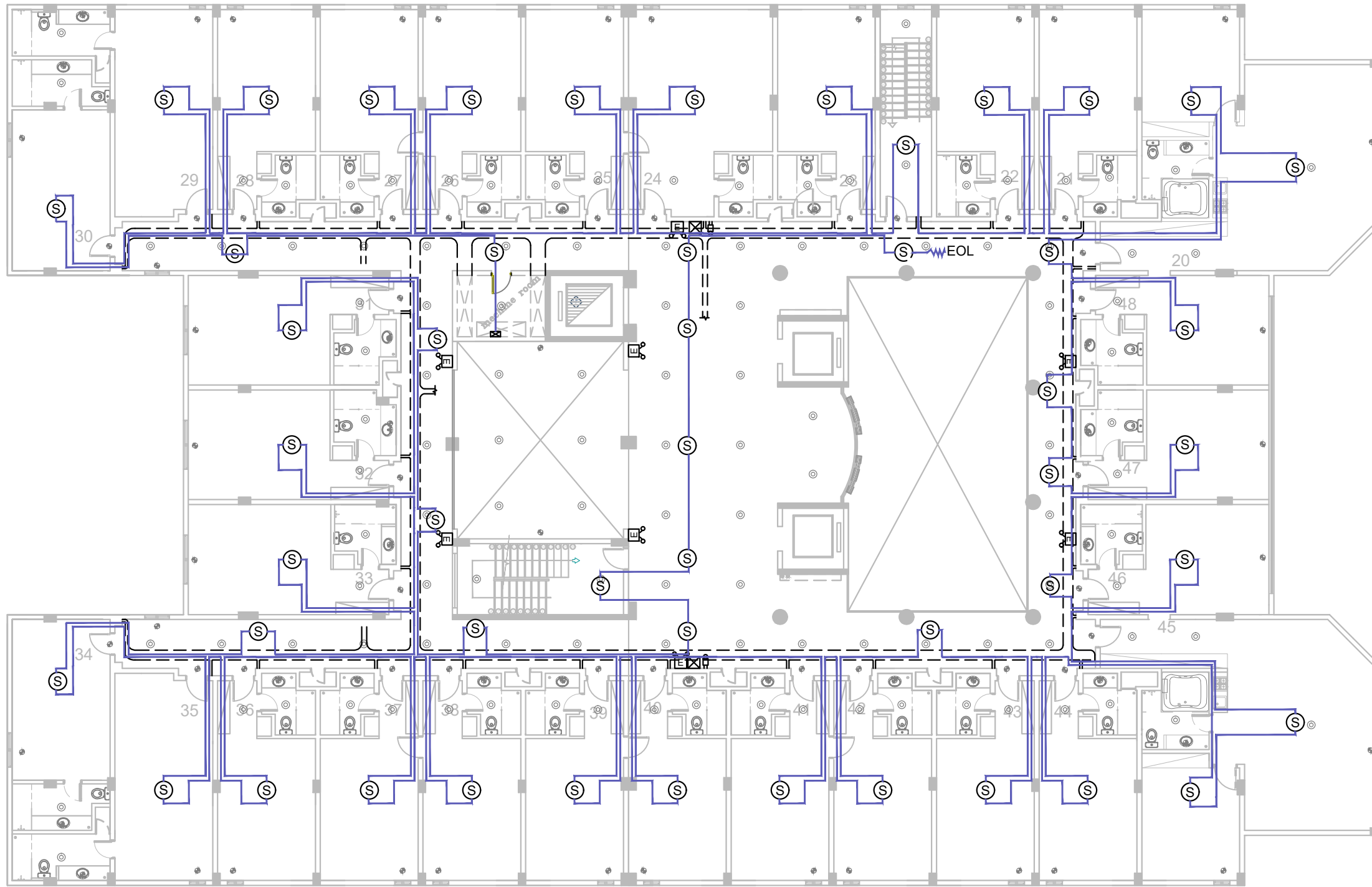
DRAWING TITLE :

FIRE ALARM LAYOUT

FLOOR : MEZZANINE FLOOR

P-32

مخطط يوضح نظام الإطفاء بالدور الأول.
FIRE ALARM DISTRIBUTION TYPICAL FLOOR



EOL \overline{W}	END OF LINE
(H)	HEAT DETECTOR
(S)	SMOKE DETECTOR
⊗	MANUAL CALL POINT
⊕	BELL 6"
FACP	FIRE ALARM CONTROL PANEL
⊕	EMERGENCY LIGHT 3hr
EXIT	EXIT SIGN

CABLE TRAY

ROWDH AL KHUZAMA EST.

PO . BOX 221044 RIYADH 11311 KSA TEL. 4651555

PROJECT: (BUILDING-13)

LOCATION : DAMMAM

DATE : MAY 25,2015

SCALE : NTS

DESIGNED BY :

DRAWN BY :

CHECKED BY : G.M.MOHD.AL SAAB

APPROVED BY : G.M.MOHD.AL SAAB

PRINTED BY :

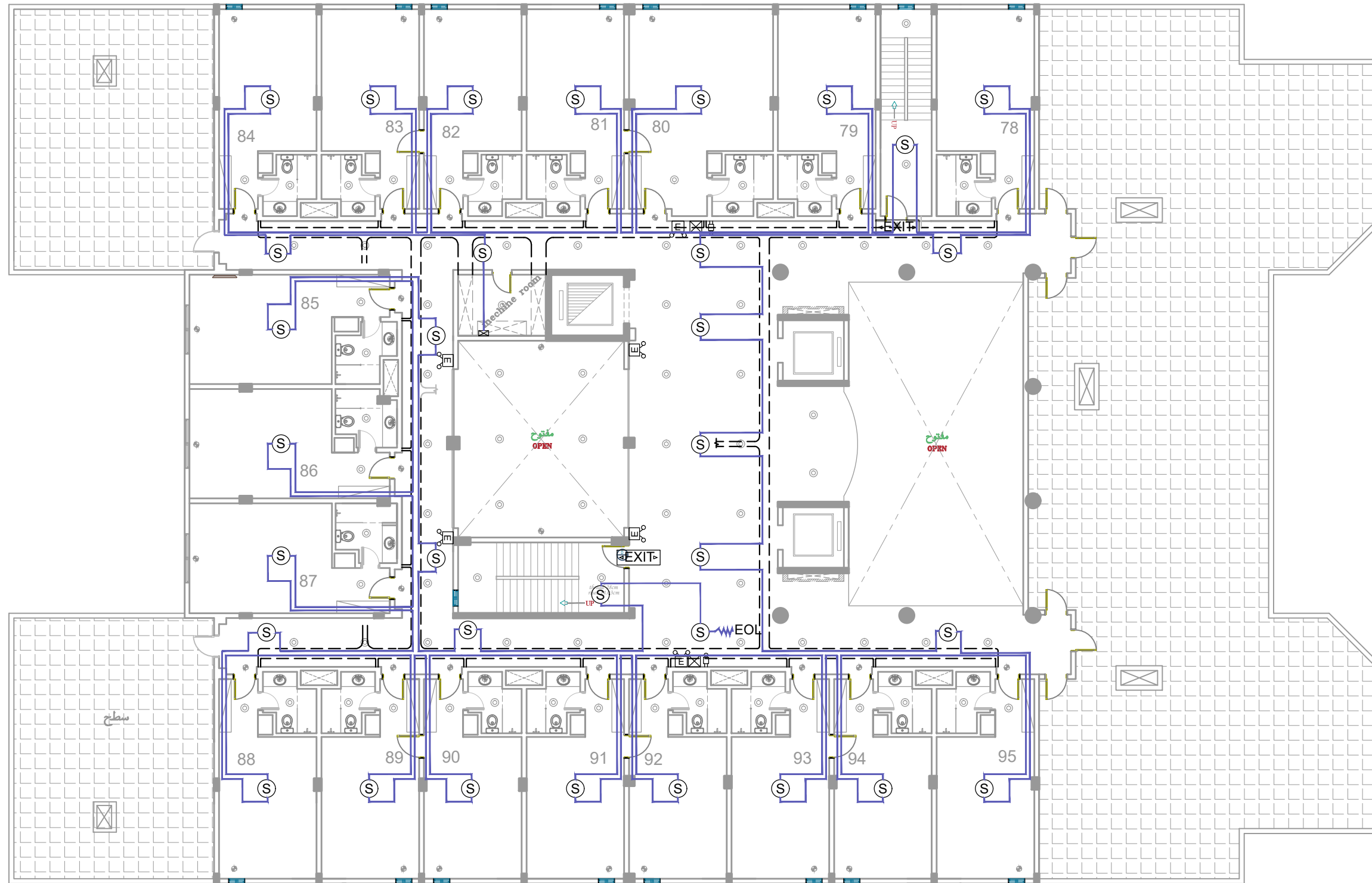
DRAWING TITLE :

FIRE ALARM LAYOUT

FLOOR :

TYPICAL -1 & 2 P-33

مخطط يوضح نظام الإطفاء بالدور الممتكر
 FIRE ALARM DISTRIBUTION ROOF DECK FLOOR



EOL ^W	END OF LINE
(H)	HEAT DETECTOR
(S)	SMOKE DETECTOR
⊠	MANUAL CALL POINT
🔔	BELL 6"
FACP	FIRE ALARM CONTROL PANEL
Ⓜ	EMERGENCY LIGHT 3hr
EXIT	EXIT SIGN

 CABLE TRAY

ROWDH AL KHUZAMA EST.
 PO . BOX 221044 RIYADH 11311 KSA TEL. 4651555

PROJECT: (BUILDING-13)
 LOCATION : DAMMAM
 DATE : MAY 25,2015
 SCALE : NTS

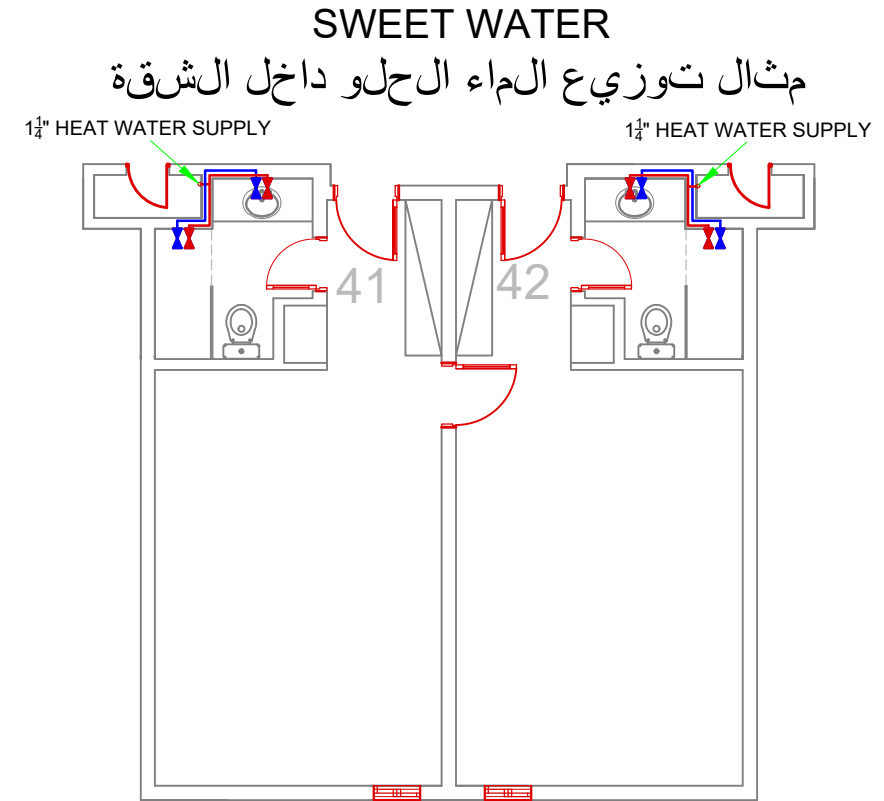
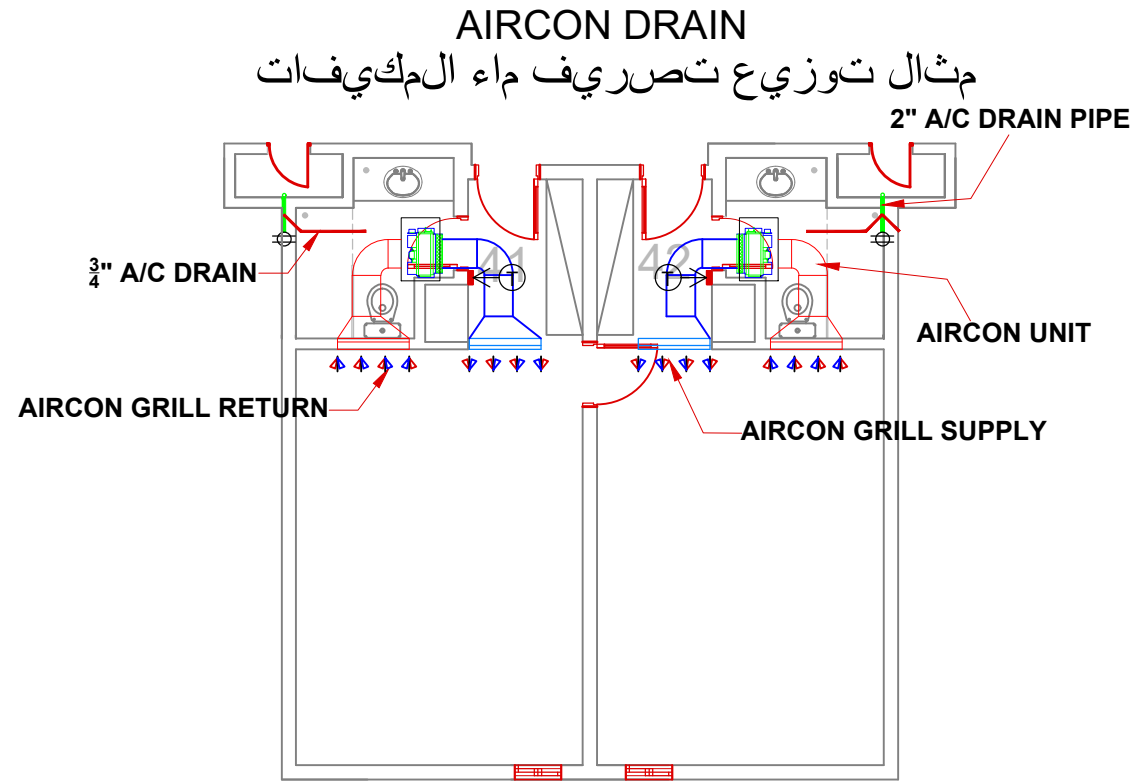
DESIGNED BY :
 DRAWN BY :
 CHECKED BY : G.M.MOHD.AL SAAB
 APPROVED BY : G.M.MOHD.AL SAAB
 PRINTED BY :

DRAWING TITLE :
FIRE ALARM LAYOUT

FLOOR :
 ROOF DECK FLOOR

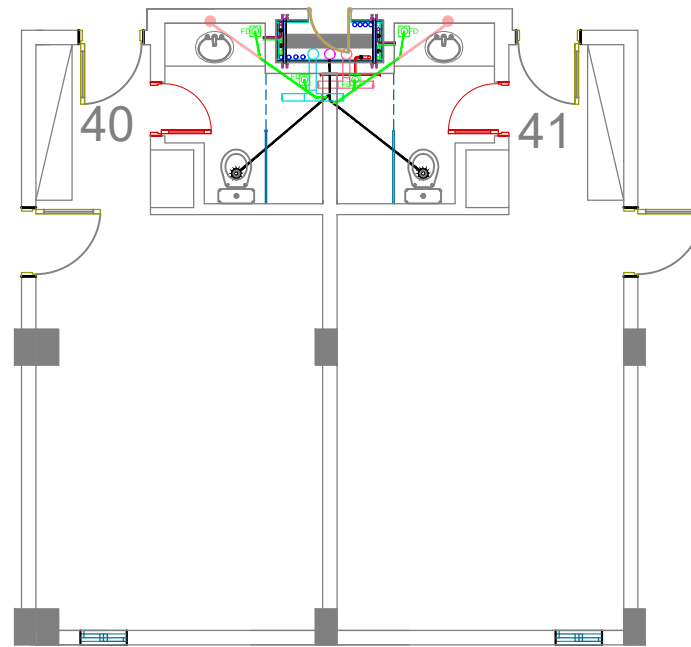
P-34

مخطط مواسير SCHEMATIC PIPING DIAGRAM



SEWERAGE SYSTEM

مثال توزيع ماء تصريف المجاري داخل الشقة



LEGEND:

-  GATE VALVE, COLD WATER
سكّر الماء البارد
-  GATE VALVE, HOT WATER
سكّر الماء الساخن

-  GATE VALVE, RAW WATER
سكّر الماء المالح
-  FLOOR DRAIN
الصفاية

ROWDH AL KHUZAMA EST.

PO . BOX 221044 RIYADH 11311 KSA TEL. 4651555

PROJECT: BUILDING - 13
LOCATION: DAMMAM
DATE: APRIL 27, 2015
SCALE: NTS

DESIGNED BY :
DRAWN BY :
CHECKED BY : G.M.MOHD.AL SAAB
APPROVED BY : G.M.MOHD.AL SAAB
PRINTED BY :

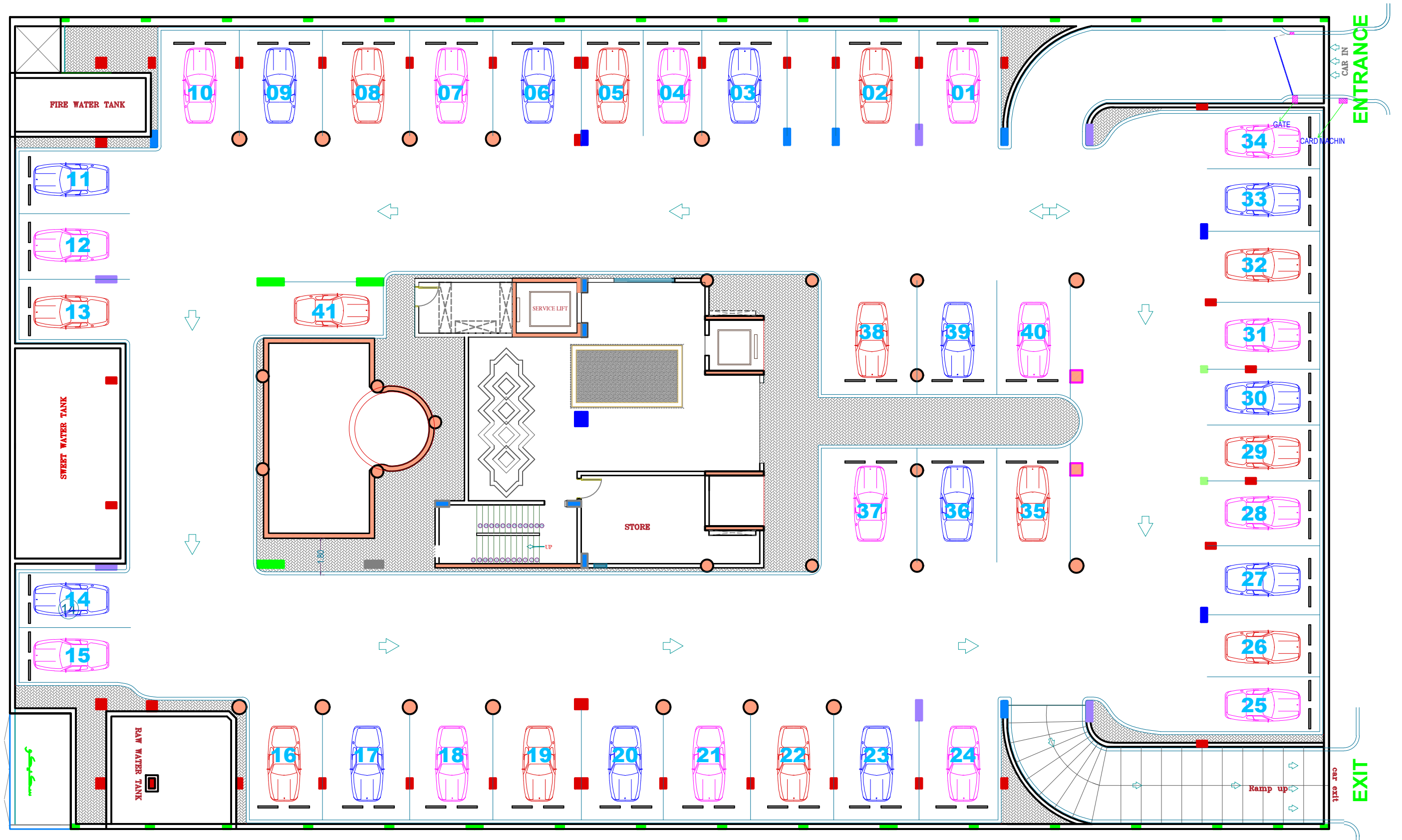
DRAWING TITLE :

SCHEMATIC PIPING
DIAGRAM

FLOOR :

P-35

مخطط يوضح توزيع مواقف السيارات
PARKING DISTRIBUTION PLAN



ROWDH AL KHUZAMA EST.
 PO . BOX 221044 RIYADH 11311 KSA TEL. 4651555

PROJECT :	BUILDING 13
LOCATION :	DAMMAM
DATE :	MAY 4, 2015
SCALE :	NTS

DESIGNED BY :	
DRAWN BY :	
CHECKED BY :	G.M.MOHD.AL SAAB
APPROVED BY :	G.M.MOHD.AL SAAB
PRINTED BY :	

DRAWING TITLE :
PARKING PLAN
 FLOOR :
 BASEMENT

P-36